


HØJE-TAASTRUP GYMNASIUM

Resultater



@Ventures
Elevtrivselsundersøgelse

Indholdsfortegnelse

Indholdsfortegnelse..... **Fejl! Bogmærke er ikke defineret.**

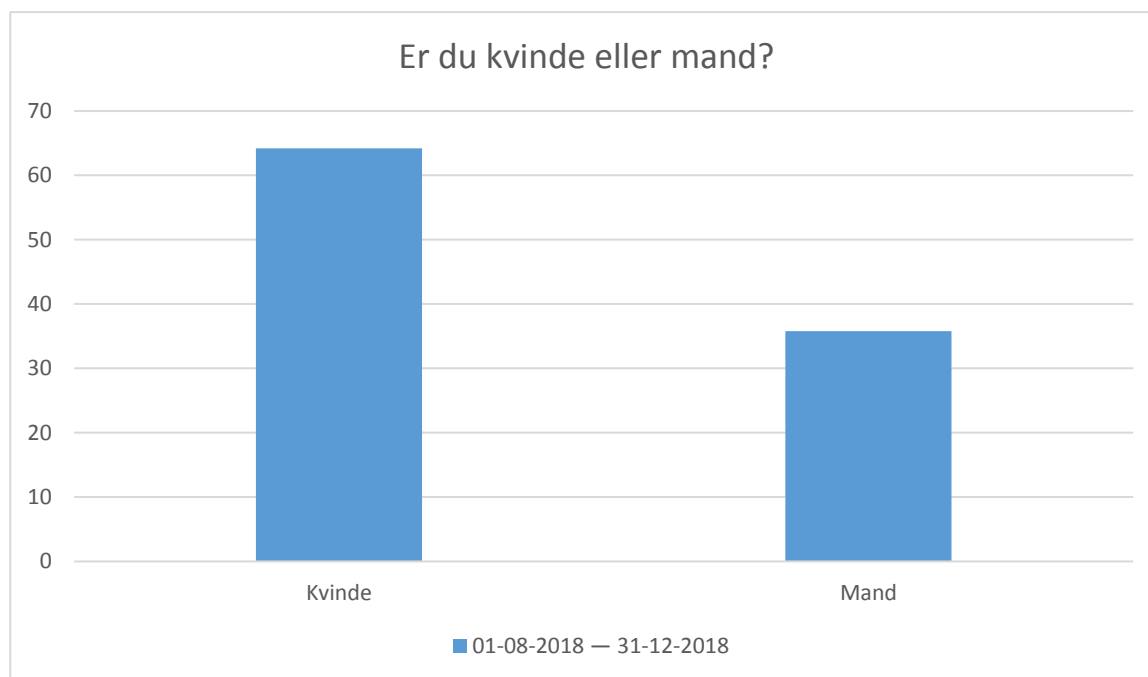
Overskrift..... **Fejl! Bogmærke er ikke defineret.**

Underoverskrift **Fejl! Bogmærke er ikke defineret.**

Tabel **Fejl! Bogmærke er ikke defineret.**

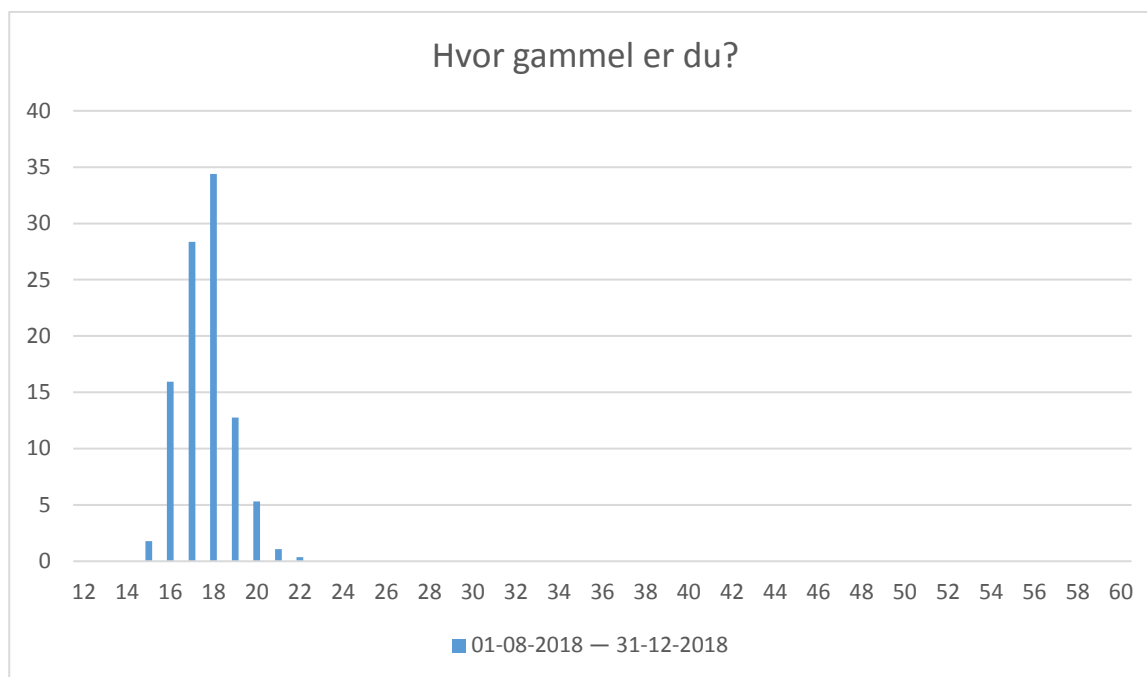
Diagrammer..... **Fejl! Bogmærke er ikke defineret.**

Afsnit A



01-08-2018 — 31-12-2018; Gennemsnit og spredning kan ikke beregnes.

| Svarmulighed | 01-08-2018 — 31-12-2018: Antal | 01-08-2018 — 31-12-2018: Andel (%) |
|--------------|--------------------------------|------------------------------------|
| Kvinde | 181 | 64 |
| Mand | 101 | 36 |
| Total | 282 | - |

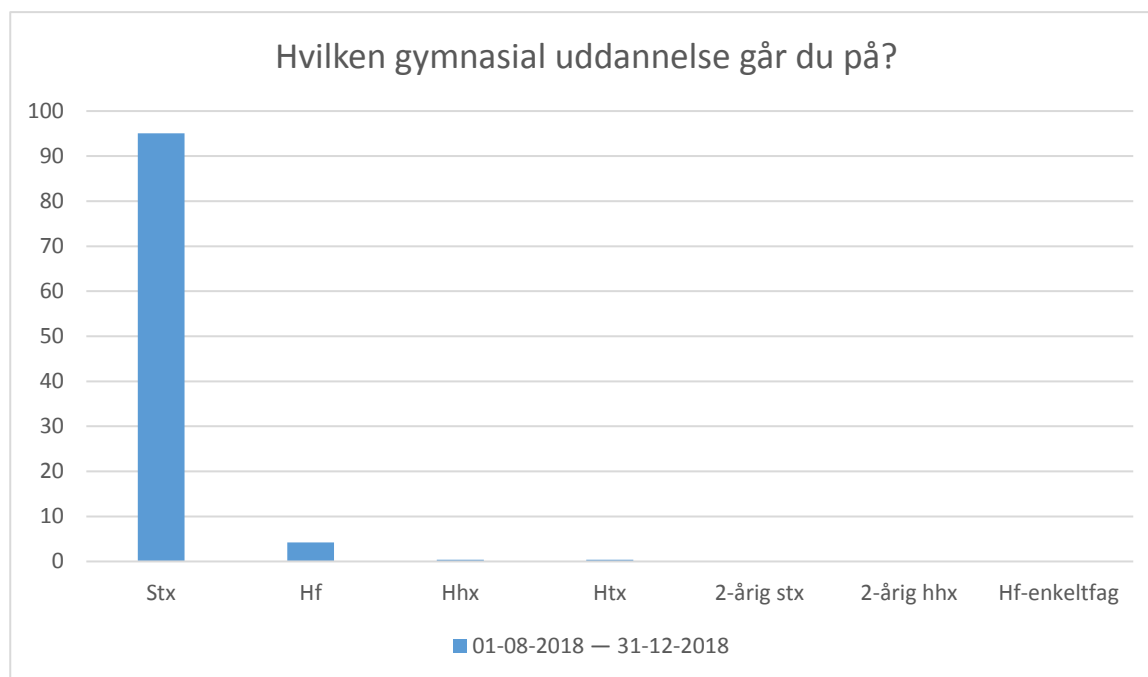


01-08-2018 — 31-12-2018; Gennemsnit: 17,6, spredning: 1,2

| Svarmulighed | 01-08-2018 — 31-12-2018: Antal | 01-08-2018 — 31-12-2018: Andel (%) |
|--------------|--------------------------------|------------------------------------|
| 12 | 0 | 0 |
| 13 | 0 | 0 |
| 14 | 0 | 0 |
| 15 | 5 | 2 |
| 16 | 45 | 16 |
| 17 | 80 | 28 |
| 18 | 97 | 34 |
| 19 | 36 | 13 |
| 20 | 15 | 5 |
| 21 | 3 | 1 |
| 22 | 1 | 0 |
| 23 | 0 | 0 |
| 24 | 0 | 0 |
| 25 | 0 | 0 |
| 26 | 0 | 0 |
| 27 | 0 | 0 |
| 28 | 0 | 0 |
| 29 | 0 | 0 |
| 30 | 0 | 0 |
| 31 | 0 | 0 |
| 32 | 0 | 0 |
| 33 | 0 | 0 |
| 34 | 0 | 0 |
| 35 | 0 | 0 |
| 36 | 0 | 0 |
| 37 | 0 | 0 |

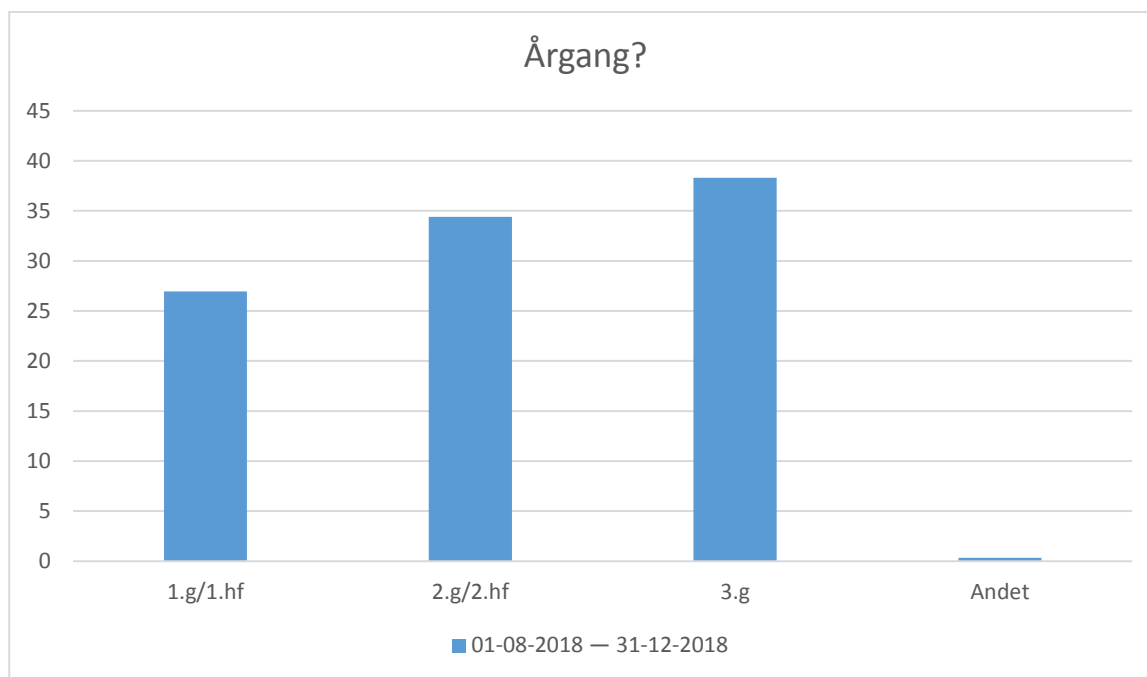
| | | |
|-------|-----|---|
| 38 | 0 | 0 |
| 39 | 0 | 0 |
| 40 | 0 | 0 |
| 41 | 0 | 0 |
| 42 | 0 | 0 |
| 43 | 0 | 0 |
| 44 | 0 | 0 |
| 45 | 0 | 0 |
| 46 | 0 | 0 |
| 47 | 0 | 0 |
| 48 | 0 | 0 |
| 49 | 0 | 0 |
| 50 | 0 | 0 |
| 51 | 0 | 0 |
| 52 | 0 | 0 |
| 53 | 0 | 0 |
| 54 | 0 | 0 |
| 55 | 0 | 0 |
| 56 | 0 | 0 |
| 57 | 0 | 0 |
| 58 | 0 | 0 |
| 59 | 0 | 0 |
| 60 | 0 | 0 |
| Total | 282 | - |

Afsnit B



01-08-2018 — 31-12-2018; Gennemsnit og spredning kan ikke beregnes.

| Svarmulighed | 01-08-2018 — 31-12-2018: Antal | 01-08-2018 — 31-12-2018: Andel (%) |
|--------------|--------------------------------|------------------------------------|
| Stx | 268 | 95 |
| Hf | 12 | 4 |
| Hhx | 1 | 0 |
| Htx | 1 | 0 |
| 2-årig stx | 0 | 0 |
| 2-årig hhx | 0 | 0 |
| Hf-enkeltfag | 0 | 0 |
| Total | 282 | - |

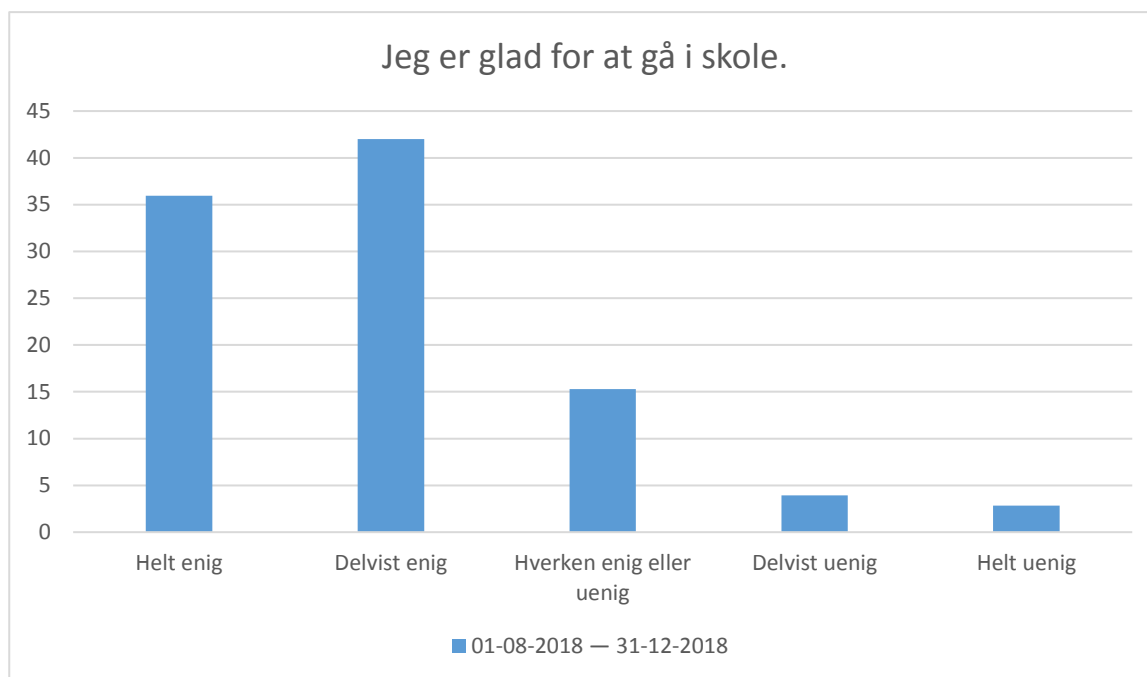


01-08-2018 — 31-12-2018; Gennemsnit og spredning kan ikke beregnes.

| Svarmulighed | 01-08-2018 — 31-12-2018: Antal | 01-08-2018 — 31-12-2018: Andel (%) |
|--------------|--------------------------------|------------------------------------|
| 1.g/1.hf | 76 | 27 |
| 2.g/2.hf | 97 | 34 |
| 3.g | 108 | 38 |
| Andet | 1 | 0 |
| Total | 282 | - |

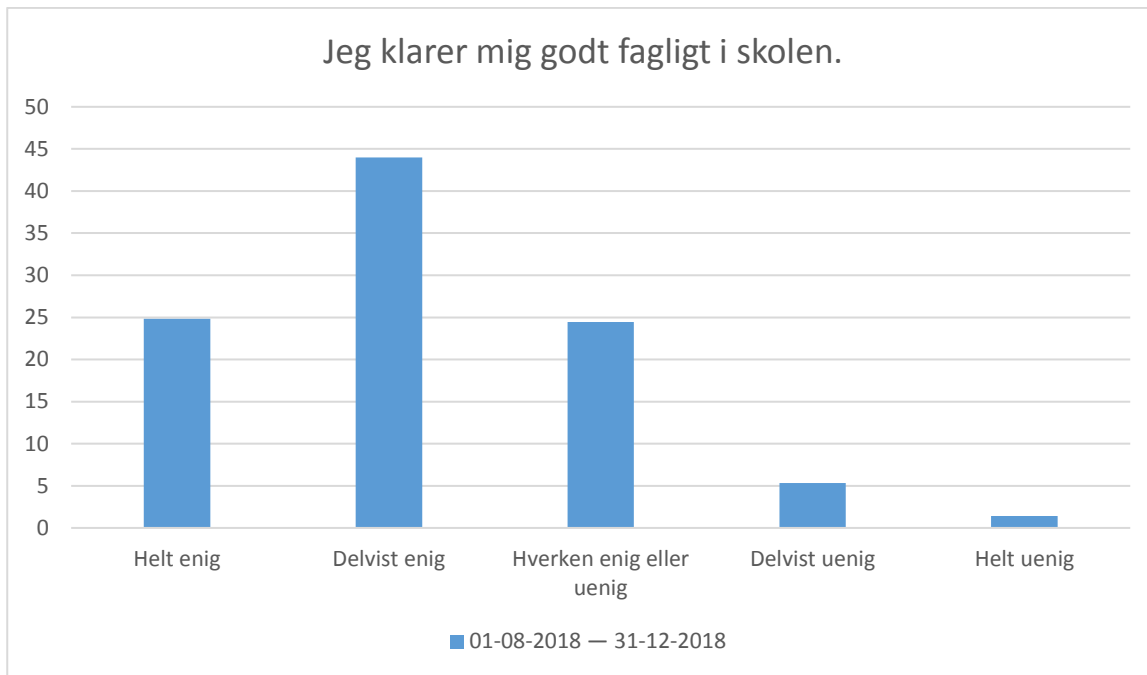
Spørsmålet »Hvilken klasse går du i (den klasse du har dansk sammen med)?« har ikke nok besvarelser.

Afsnit C



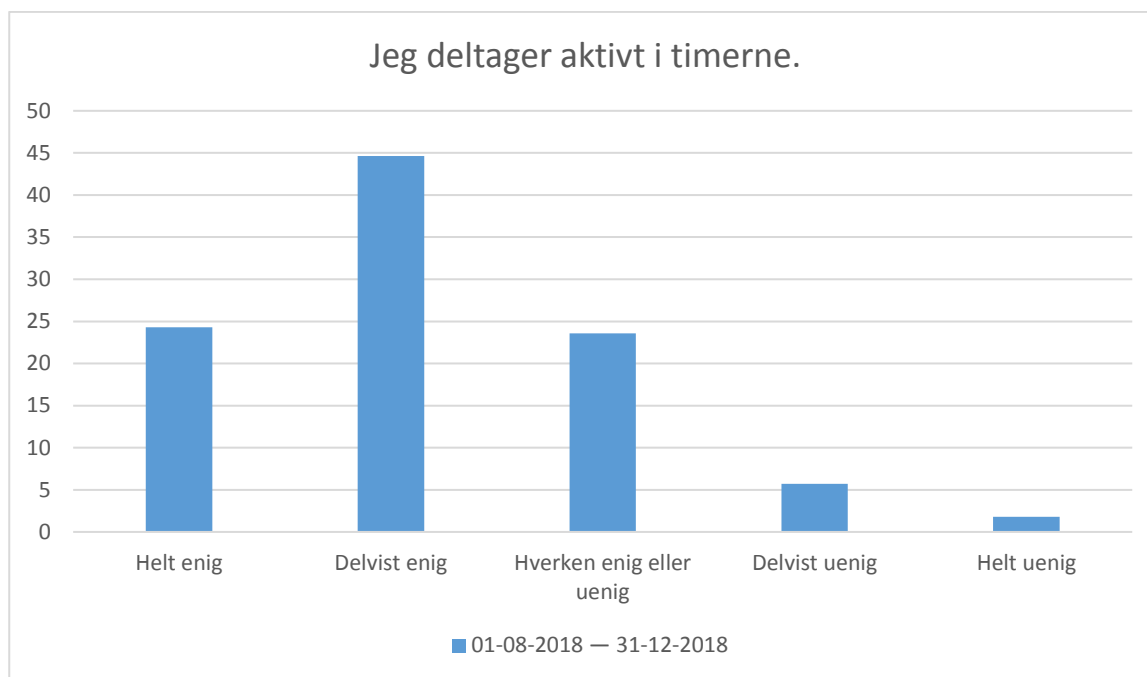
01-08-2018 — 31-12-2018; Gennemsnit: 4, spredning: 1

| Svarmulighed | 01-08-2018 — 31-12-2018: Antal | 01-08-2018 — 31-12-2018: Andel (%) |
|--------------------------|--------------------------------|------------------------------------|
| Helt enig | 101 | 36 |
| Delvist enig | 118 | 42 |
| Hverken enig eller uenig | 43 | 15 |
| Delvist uenig | 11 | 4 |
| Helt uenig | 8 | 3 |
| Total | 281 | - |



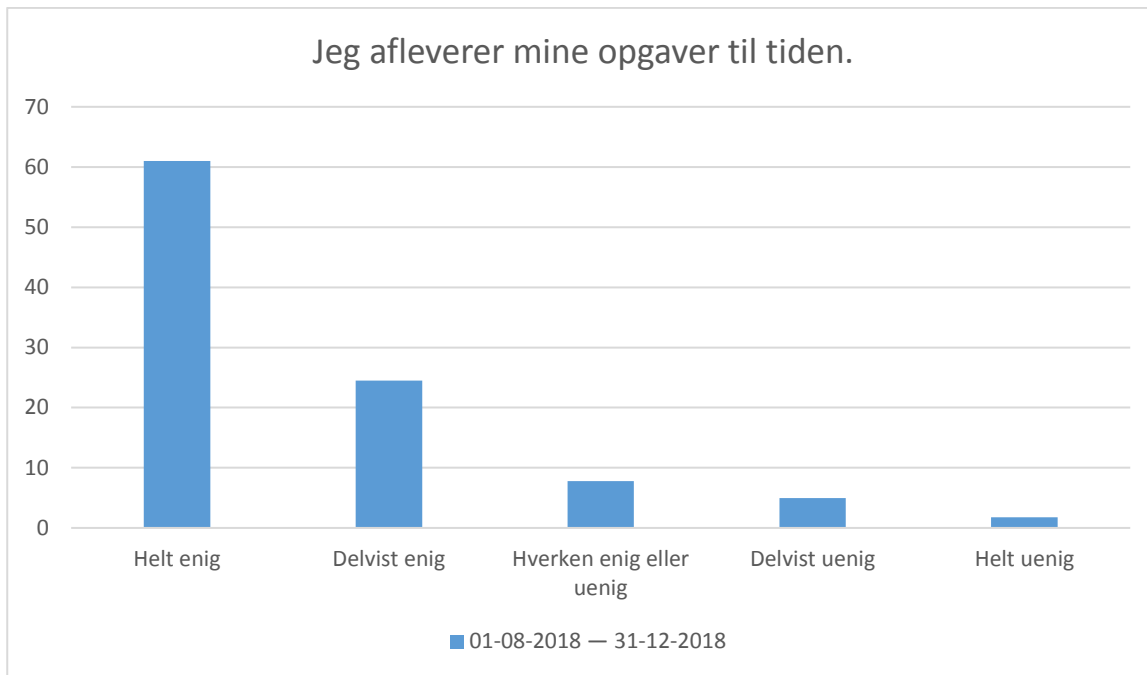
01-08-2018 — 31-12-2018; Gennemsnit: 3,9, spredning: 0,9

| Svarmulighed | 01-08-2018 — 31-12-2018: Antal | | 01-08-2018 — 31-12-2018: Andel (%) | |
|--------------------------|--------------------------------|-----|------------------------------------|----|
| Helt enig | | 70 | | 25 |
| Delvist enig | | 124 | | 44 |
| Hverken enig eller uenig | | 69 | | 24 |
| Delvist uenig | | 15 | | 5 |
| Helt uenig | | 4 | | 1 |
| Total | | 282 | | - |



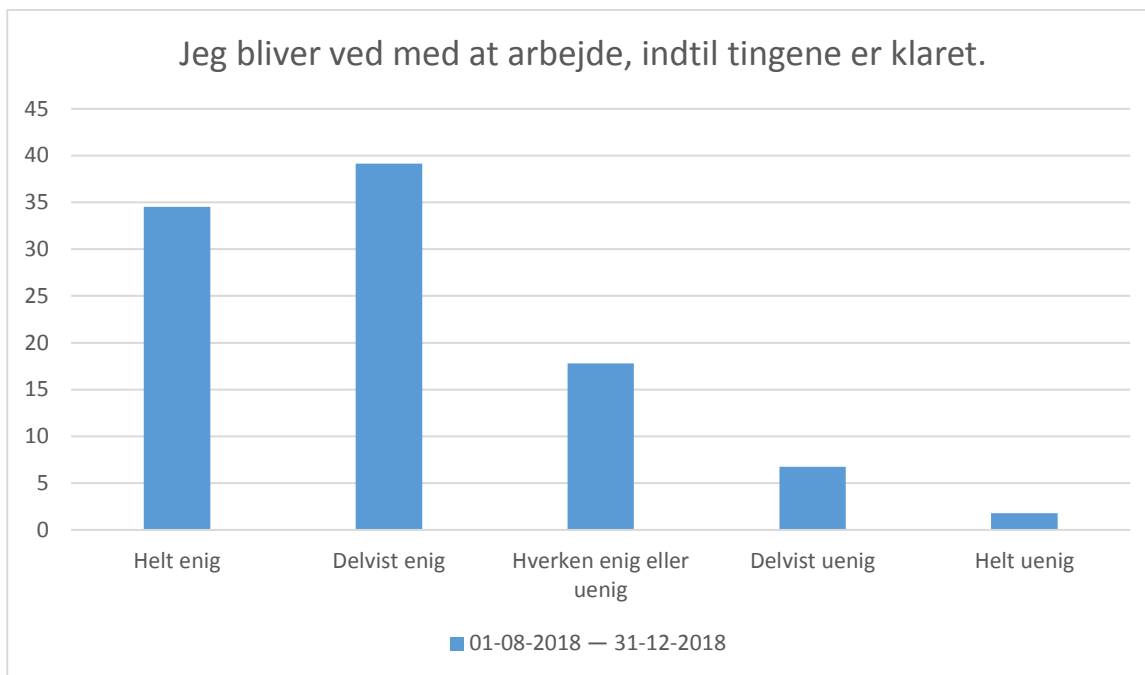
01-08-2018 — 31-12-2018; Gennemsnit: 3,8, spredning: 0,9

| Svarmulighed | 01-08-2018 — 31-12-2018: Antal | | 01-08-2018 — 31-12-2018: Andel (%) | |
|--------------------------|--------------------------------|-----|------------------------------------|----|
| Helt enig | | 68 | | 24 |
| Delvist enig | | 125 | | 45 |
| Hverken enig eller uenig | | 66 | | 24 |
| Delvist uenig | | 16 | | 6 |
| Helt uenig | | 5 | | 2 |
| Total | | 280 | | - |



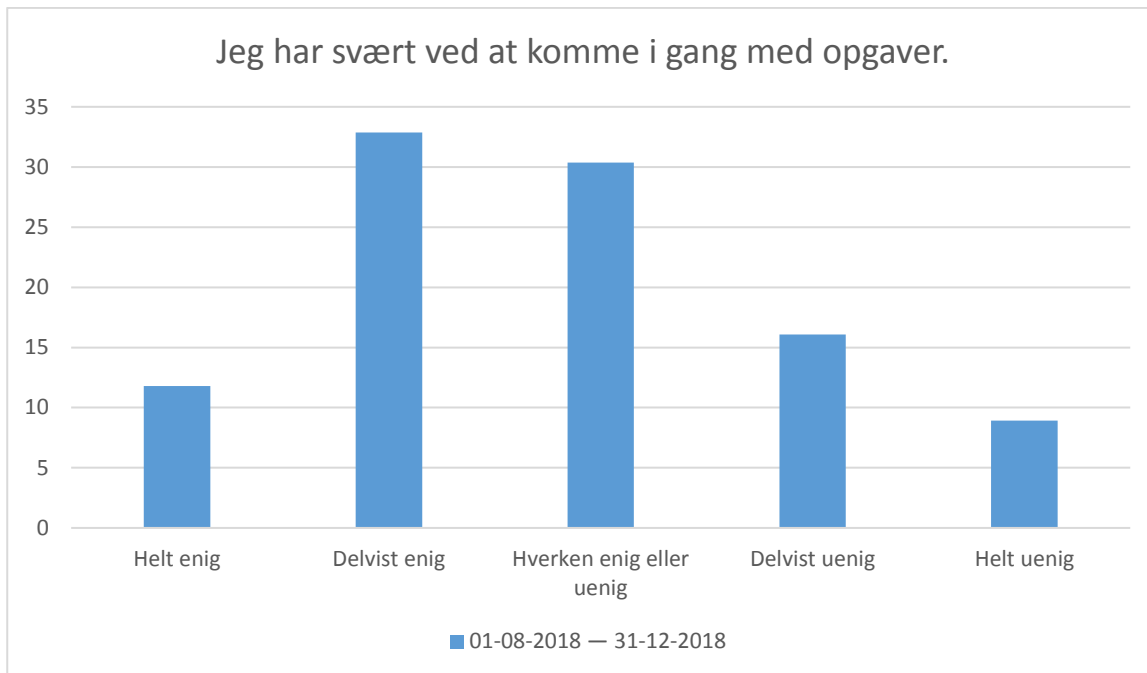
01-08-2018 — 31-12-2018; Gennemsnit: 4,4, spredning: 1

| Svarmulighed | 01-08-2018 — 31-12-2018: Antal | | 01-08-2018 — 31-12-2018: Andel (%) | |
|--------------------------|--------------------------------|-----|------------------------------------|----|
| Helt enig | | 172 | | 61 |
| Delvist enig | | 69 | | 24 |
| Hverken enig eller uenig | | 22 | | 8 |
| Delvist uenig | | 14 | | 5 |
| Helt uenig | | 5 | | 2 |
| Total | | 282 | | - |



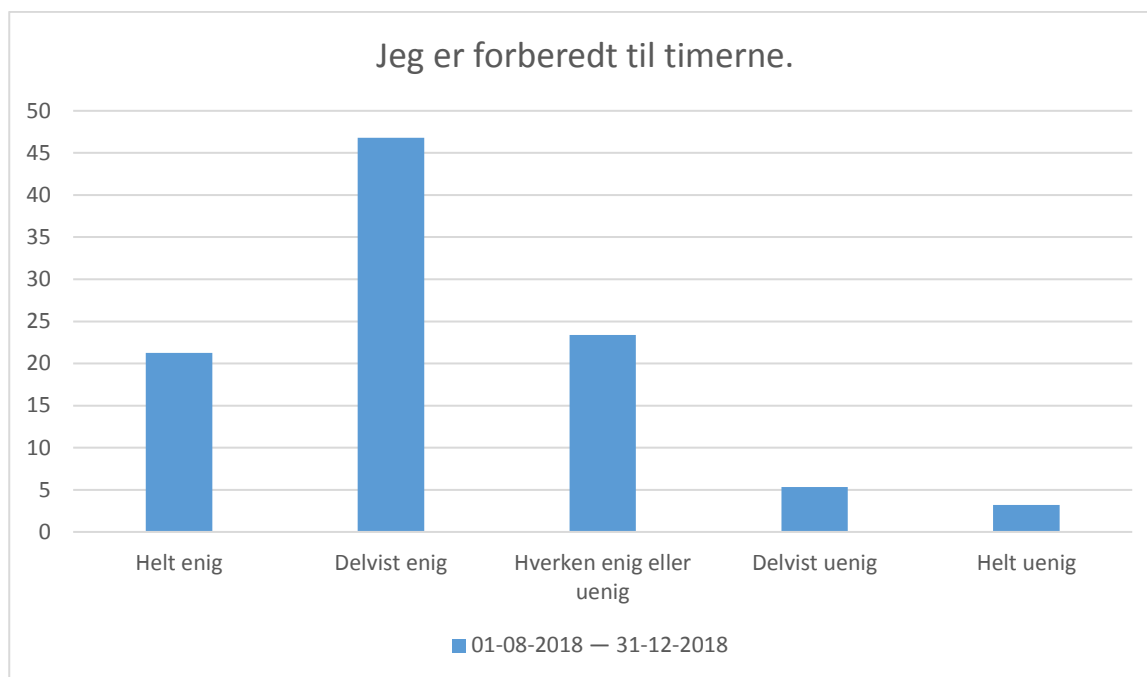
01-08-2018 — 31-12-2018; Gennemsnit: 4, spredning: 1

| Svarmulighed | 01-08-2018 — 31-12-2018: Antal | 01-08-2018 — 31-12-2018: Andel (%) |
|--------------------------|--------------------------------|------------------------------------|
| Helt enig | 97 | 35 |
| Delvist enig | 110 | 39 |
| Hverken enig eller uenig | 50 | 18 |
| Delvist uenig | 19 | 7 |
| Helt uenig | 5 | 2 |
| Total | 281 | - |



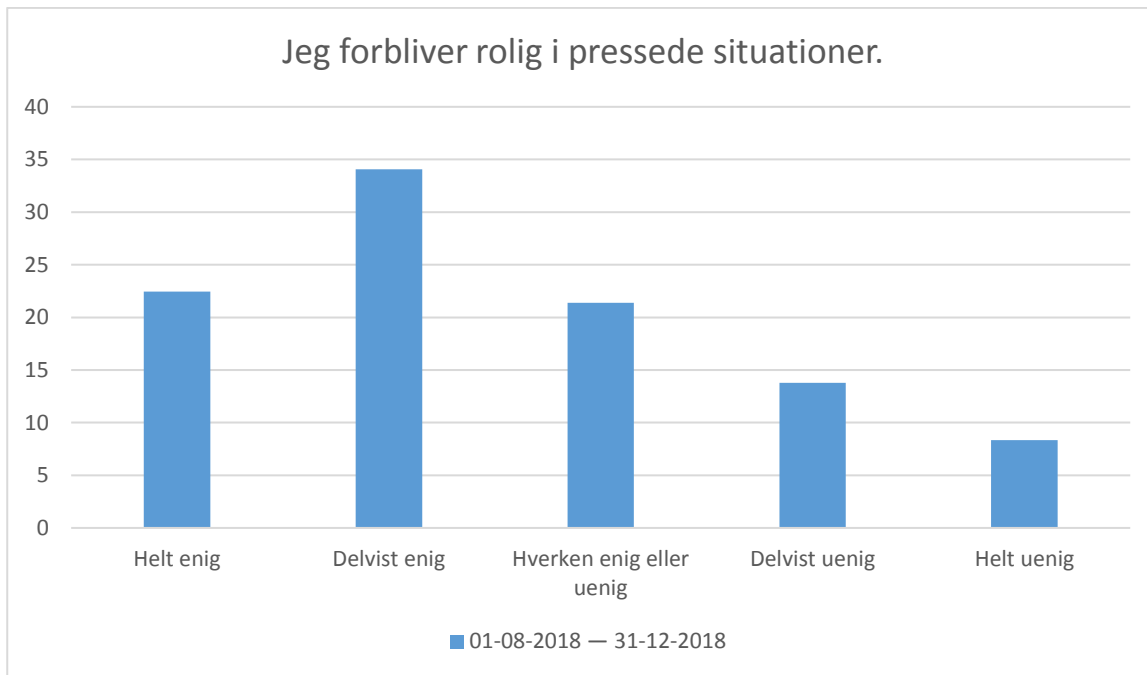
01-08-2018 — 31-12-2018; Gennemsnit: 3,2, spredning: 1,1

| Svarmulighed | 01-08-2018 — 31-12-2018: Antal | 01-08-2018 — 31-12-2018: Andel (%) |
|--------------------------|--------------------------------|------------------------------------|
| Helt enig | 33 | 12 |
| Delvist enig | 92 | 33 |
| Hverken enig eller uenig | 85 | 30 |
| Delvist uenig | 45 | 16 |
| Helt uenig | 25 | 9 |
| Total | 280 | - |



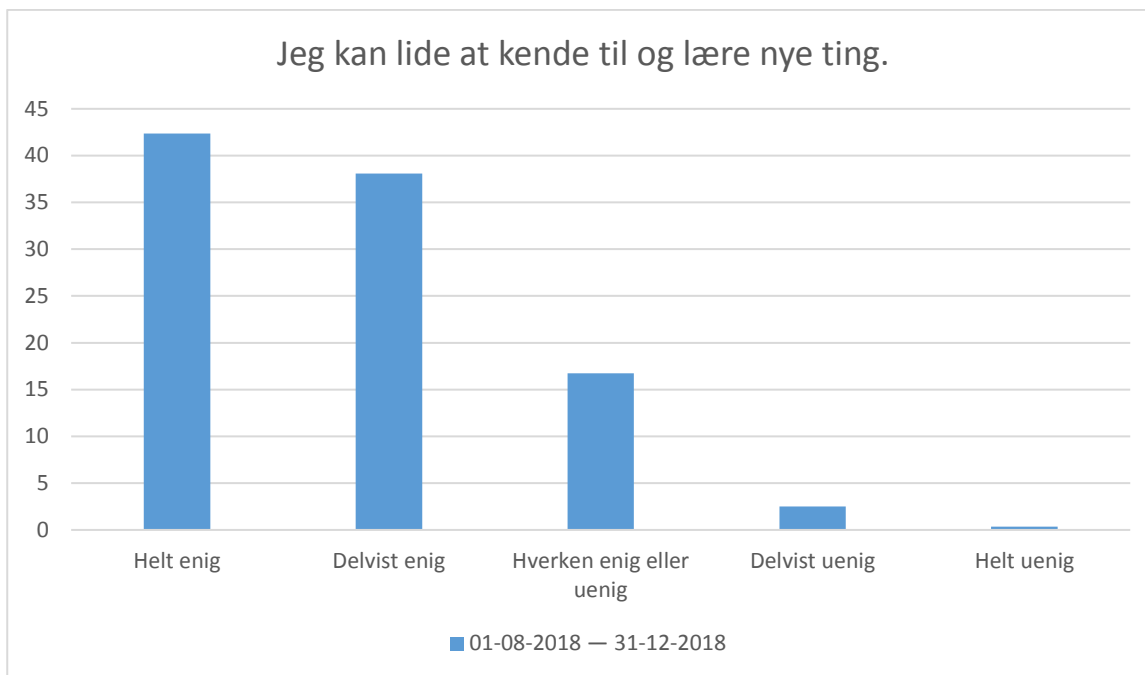
01-08-2018 — 31-12-2018; Gennemsnit: 3,8, spredning: 0,9

| Svarmulighed | 01-08-2018 — 31-12-2018: Antal | | 01-08-2018 — 31-12-2018: Andel (%) | |
|--------------------------|--------------------------------|----|------------------------------------|----|
| Helt enig | 60 | 21 | 21 | 21 |
| Delvist enig | 132 | 47 | 47 | 47 |
| Hverken enig eller uenig | 66 | 23 | 23 | 23 |
| Delvist uenig | 15 | 5 | 5 | 5 |
| Helt uenig | 9 | 3 | 3 | 3 |
| Total | 282 | - | - | - |



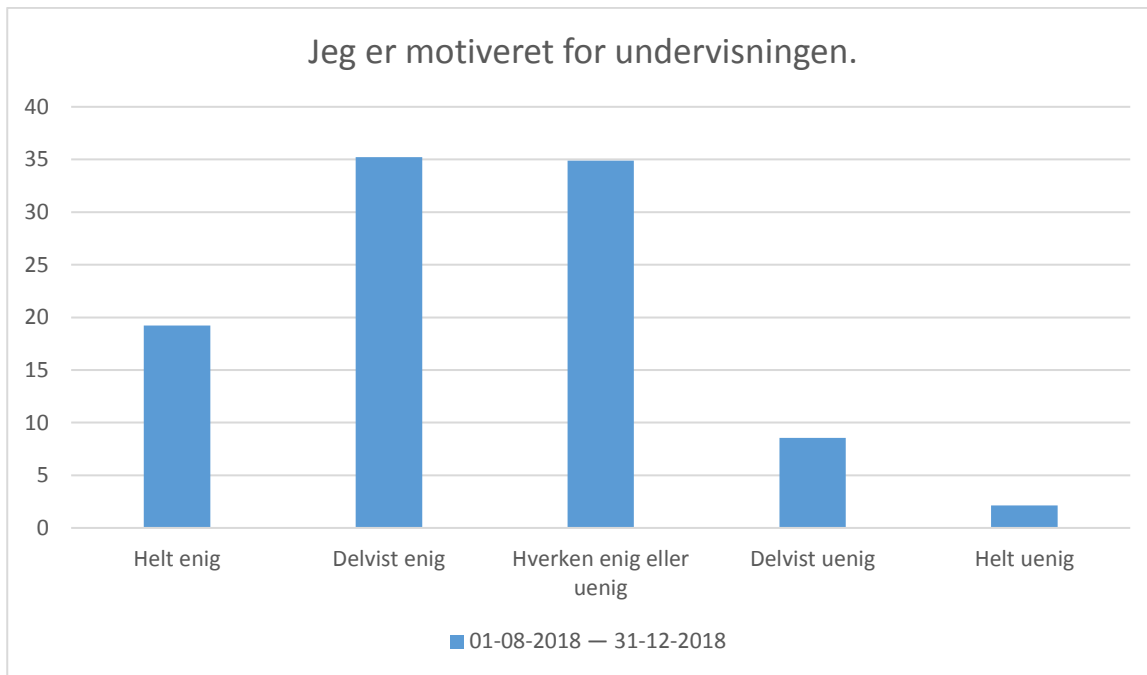
01-08-2018 — 31-12-2018; Gennemsnit: 3,5, spredning: 1,2

| Svarmulighed | 01-08-2018 — 31-12-2018: Antal | | 01-08-2018 — 31-12-2018: Andel (%) | |
|--------------------------|--------------------------------|-----|------------------------------------|---|
| Helt enig | 62 | 276 | 22 | 8 |
| Delvist enig | 94 | 276 | 34 | 8 |
| Hverken enig eller uenig | 59 | 276 | 21 | 8 |
| Delvist uenig | 38 | 276 | 14 | 8 |
| Helt uenig | 23 | 276 | 8 | 8 |
| Total | 276 | 276 | - | - |



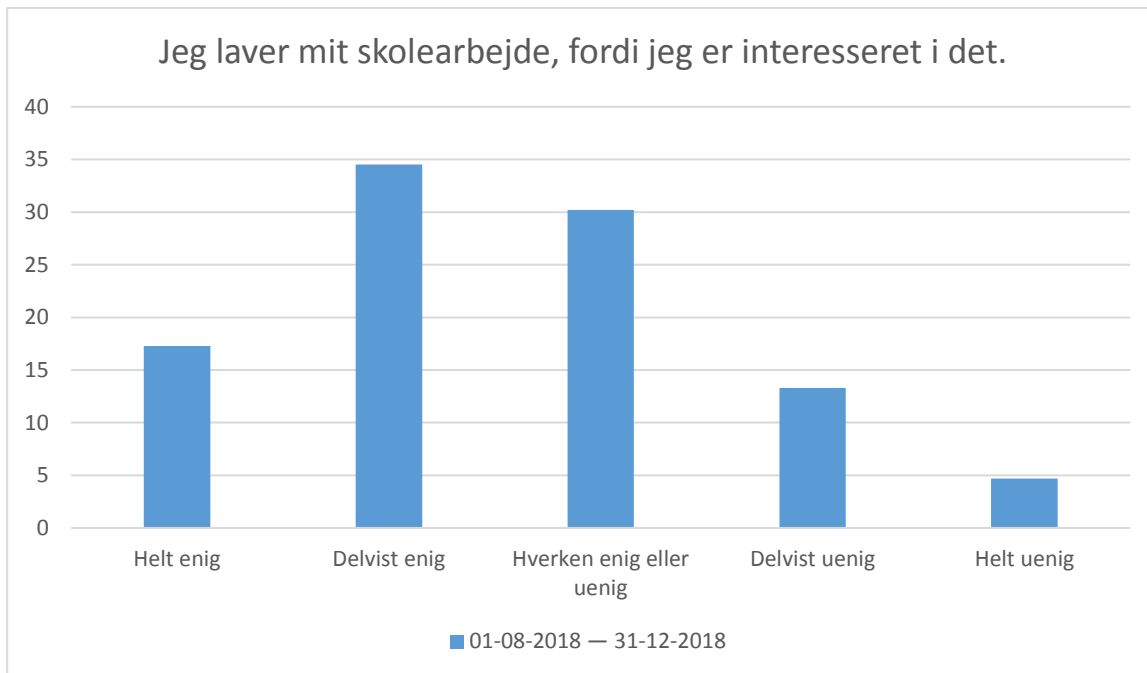
01-08-2018 — 31-12-2018; Gennemsnit: 4,2, spredning: 0,8

| Svarmulighed | 01-08-2018 — 31-12-2018: Antal | | 01-08-2018 — 31-12-2018: Andel (%) | |
|--------------------------|--------------------------------|--|------------------------------------|--|
| Helt enig | 119 | | 42 | |
| Delvist enig | 107 | | 38 | |
| Hverken enig eller uenig | 47 | | 17 | |
| Delvist uenig | 7 | | 2 | |
| Helt uenig | 1 | | 0 | |
| Total | 281 | | - | |



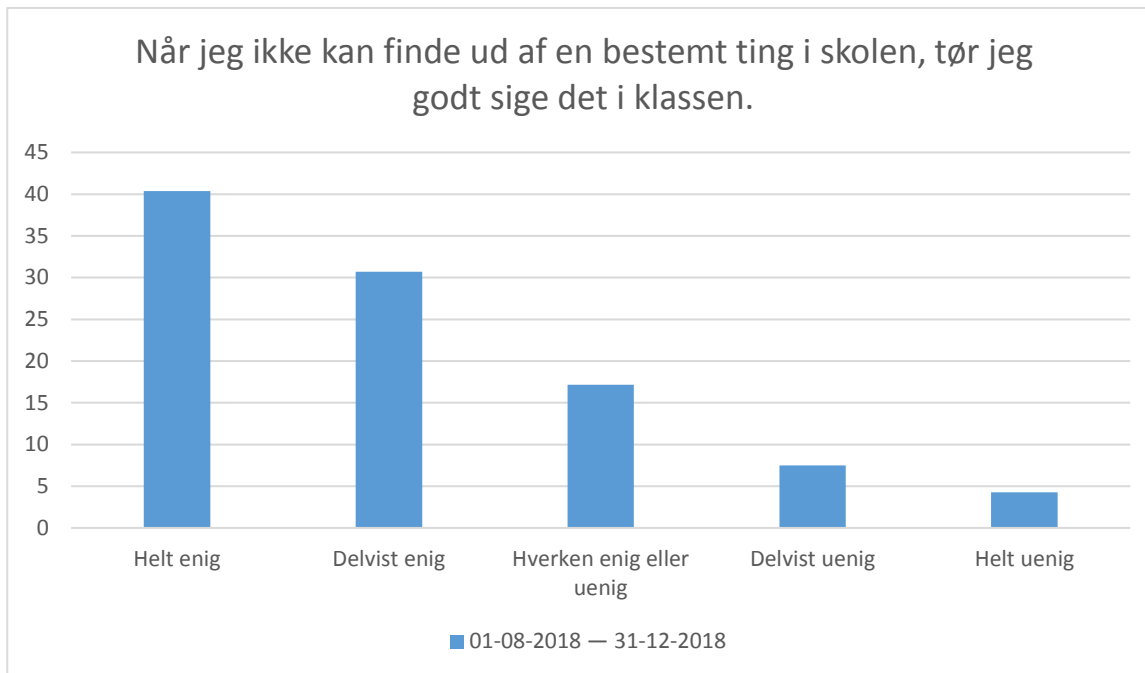
01-08-2018 — 31-12-2018; Gennemsnit: 3,6, spredning: 1

| Svarmulighed | 01-08-2018 — 31-12-2018: Antal | 01-08-2018 — 31-12-2018: Andel (%) |
|--------------------------|--------------------------------|------------------------------------|
| Helt enig | 54 | 19 |
| Delvist enig | 99 | 35 |
| Hverken enig eller uenig | 98 | 35 |
| Delvist uenig | 24 | 9 |
| Helt uenig | 6 | 2 |
| Total | 281 | - |



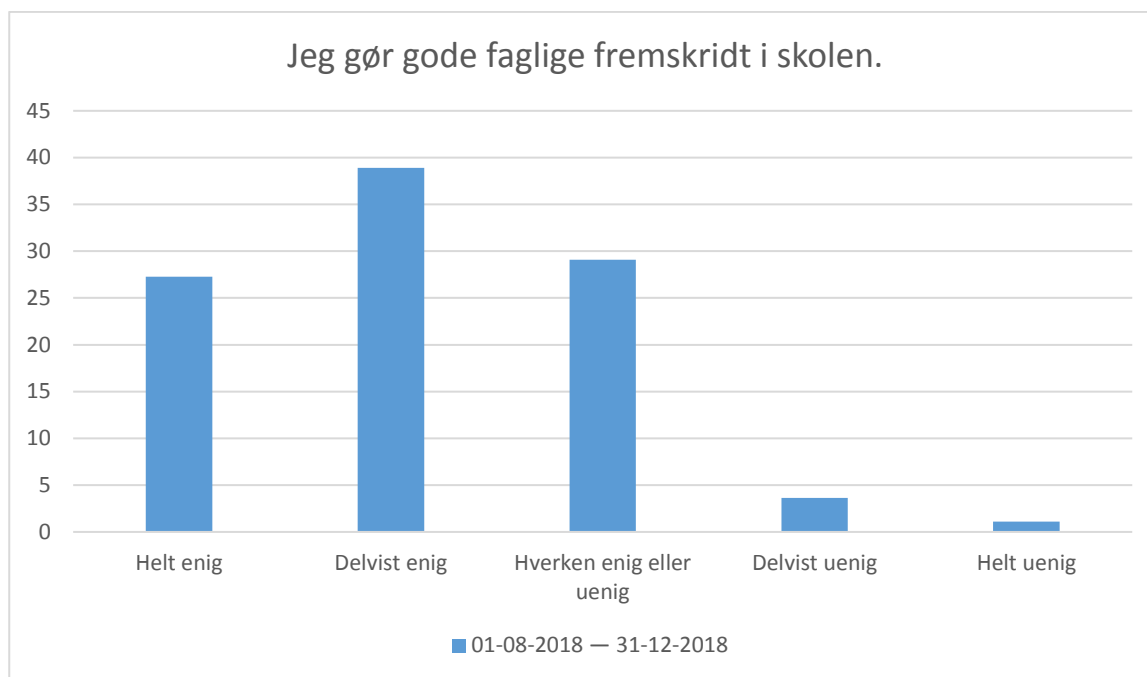
01-08-2018 — 31-12-2018; Gennemsnit: 3,5, spredning: 1,1

| Svarmulighed | 01-08-2018 — 31-12-2018: Antal | 01-08-2018 — 31-12-2018: Andel (%) |
|--------------------------|--------------------------------|------------------------------------|
| Helt enig | 48 | 17 |
| Delvist enig | 96 | 35 |
| Hverken enig eller uenig | 84 | 30 |
| Delvist uenig | 37 | 13 |
| Helt uenig | 13 | 5 |
| Total | 278 | - |



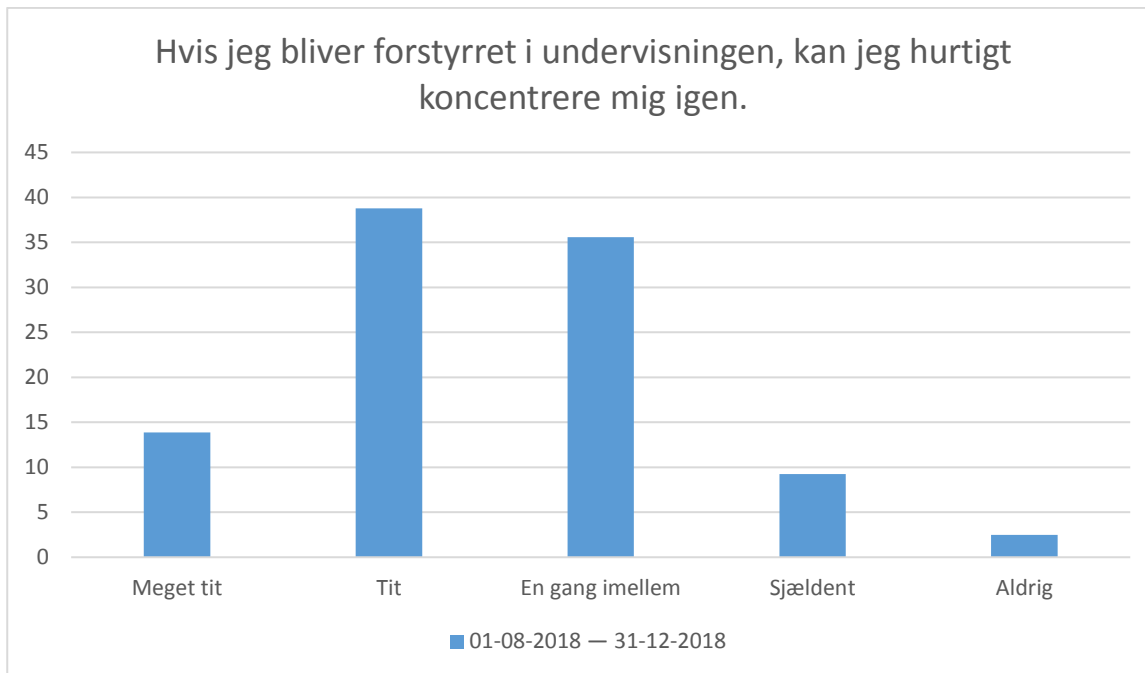
01-08-2018 — 31-12-2018; Gennemsnit: 4, spredning: 1,1

| Svarmulighed | 01-08-2018 — 31-12-2018: Antal | | 01-08-2018 — 31-12-2018: Andel (%) | |
|--------------------------|--------------------------------|--|------------------------------------|--|
| Helt enig | 113 | | 40 | |
| Delvist enig | 86 | | 31 | |
| Hverken enig eller uenig | 48 | | 17 | |
| Delvist uenig | 21 | | 8 | |
| Helt uenig | 12 | | 4 | |
| Total | 280 | | - | |



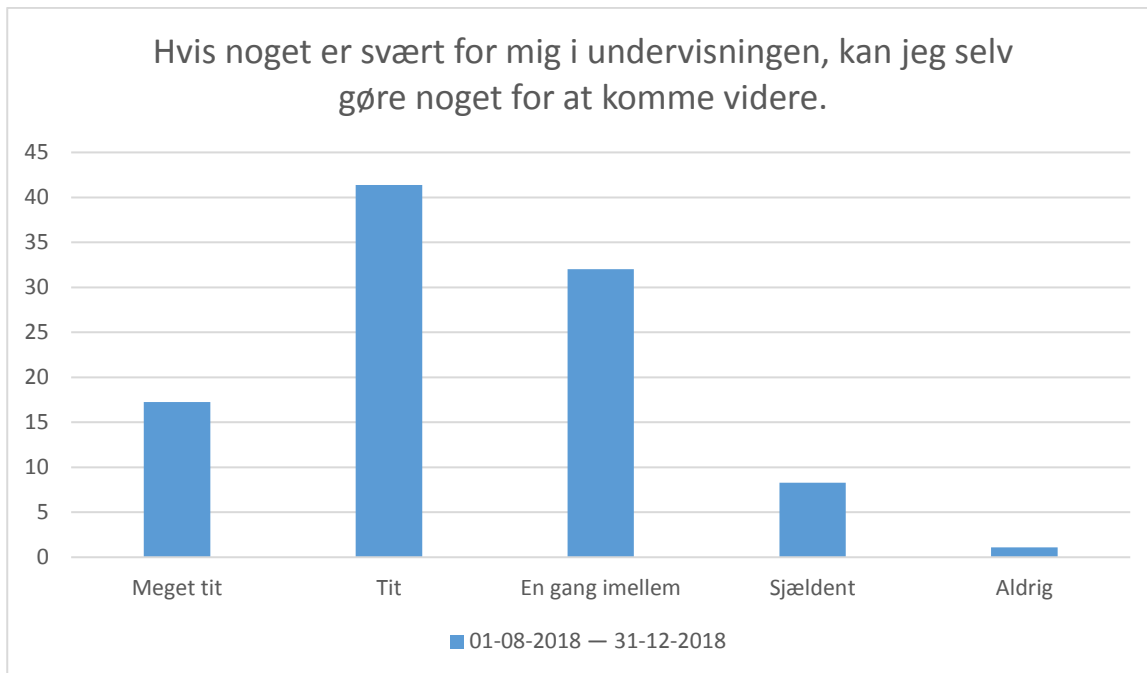
01-08-2018 — 31-12-2018; Gennemsnit: 3,9, spredning: 0,9

| Svarmulighed | 01-08-2018 — 31-12-2018: Antal | 01-08-2018 — 31-12-2018: Andel (%) |
|--------------------------|--------------------------------|------------------------------------|
| Helt enig | 75 | 27 |
| Delvist enig | 107 | 39 |
| Hverken enig eller uenig | 80 | 29 |
| Delvist uenig | 10 | 4 |
| Helt uenig | 3 | 1 |
| Total | 275 | - |



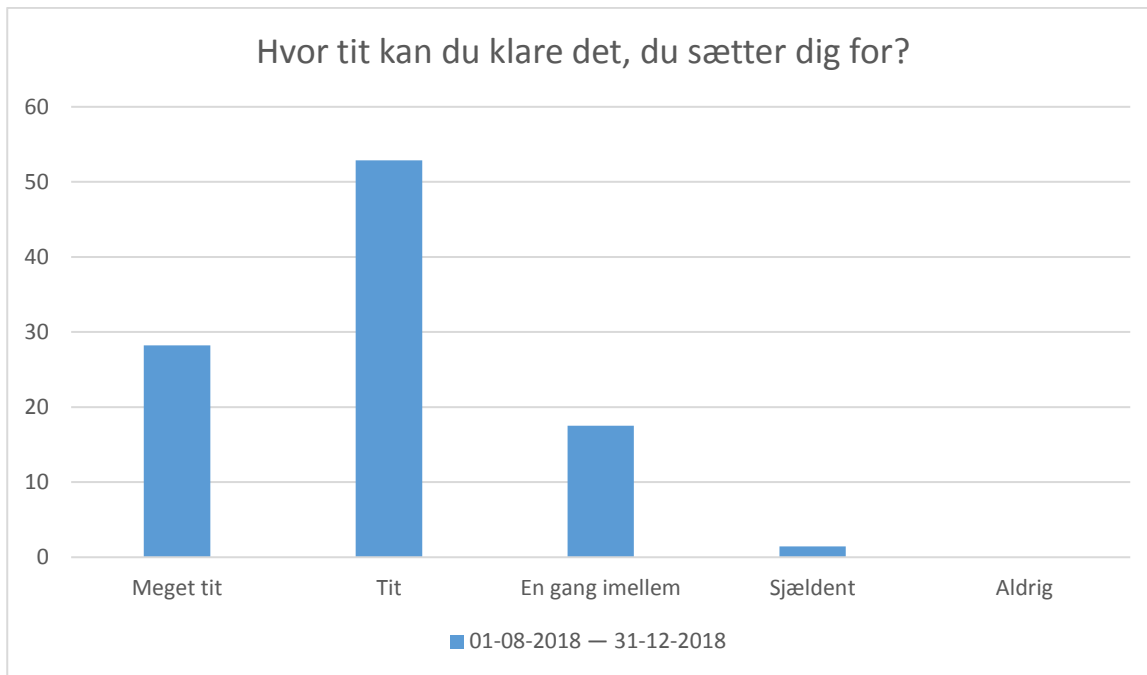
01-08-2018 — 31-12-2018; Gennemsnit: 3,5, spredning: 0,9

| Svarmulighed | 01-08-2018 — 31-12-2018: Antal | 01-08-2018 — 31-12-2018: Andel (%) |
|-----------------|--------------------------------|------------------------------------|
| Meget tit | 39 | 14 |
| Tit | 109 | 39 |
| En gang imellem | 100 | 36 |
| Sjældent | 26 | 9 |
| Aldrig | 7 | 2 |
| Total | 281 | - |



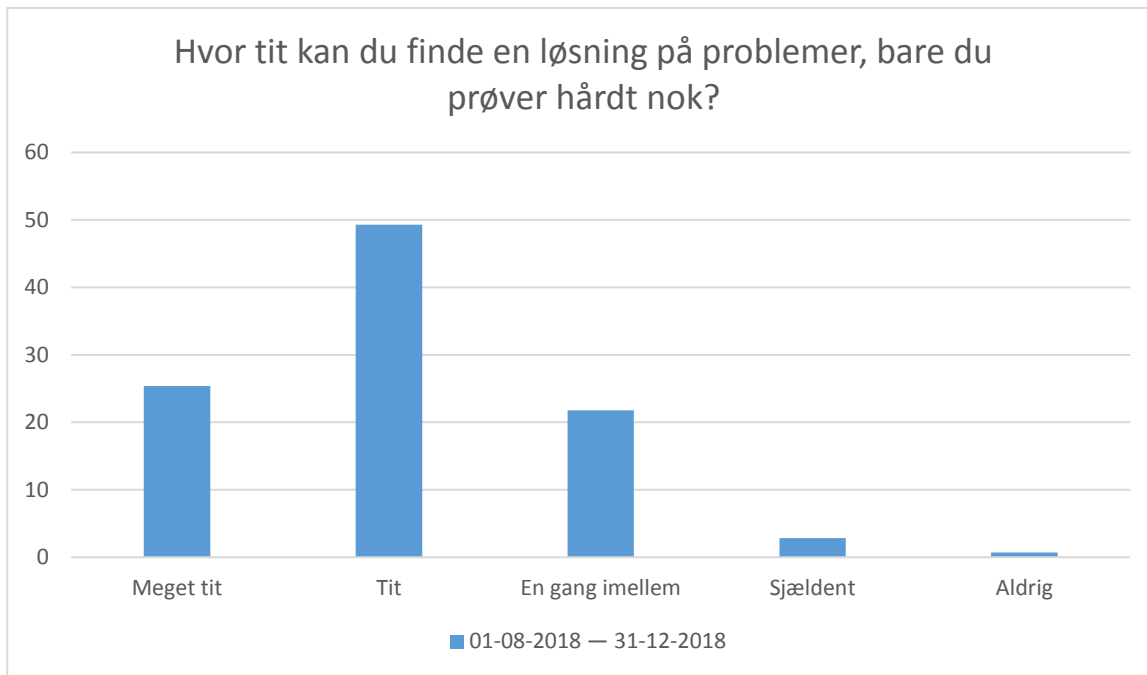
01-08-2018 — 31-12-2018; Gennemsnit: 3,7, spredning: 0,9

| Svarmulighed | 01-08-2018 — 31-12-2018: Antal | 01-08-2018 — 31-12-2018: Andel (%) |
|-----------------|--------------------------------|------------------------------------|
| Meget tit | 48 | 17 |
| Tit | 115 | 41 |
| En gang imellem | 89 | 32 |
| Sjældent | 23 | 8 |
| Aldrig | 3 | 1 |
| Total | 278 | - |



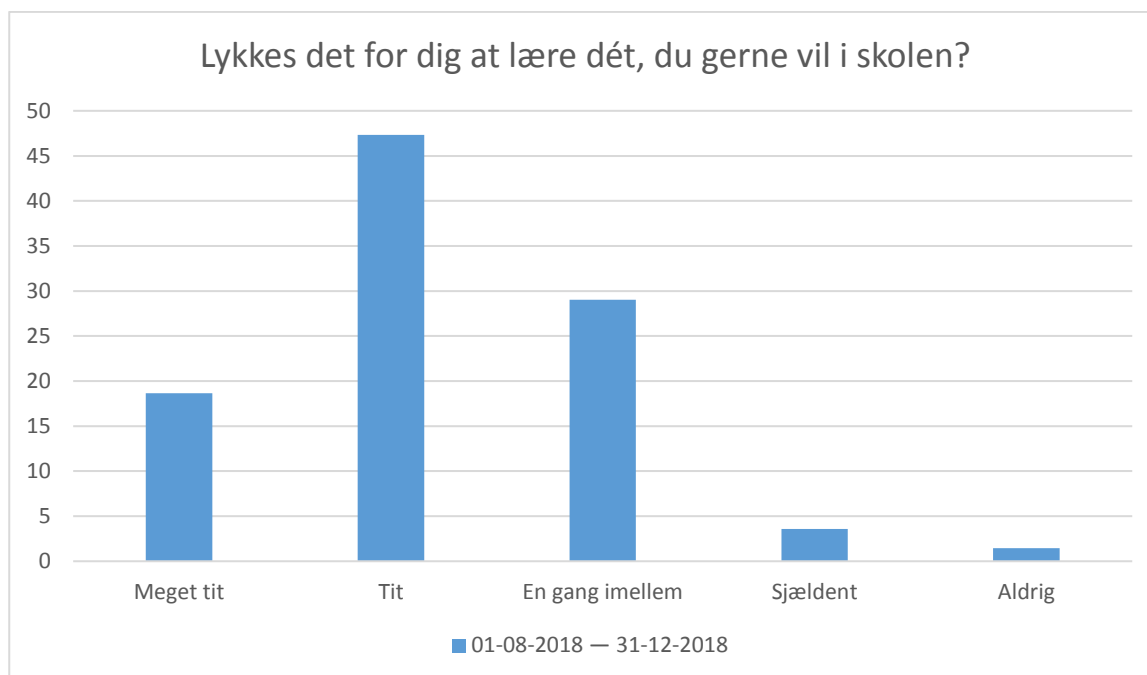
01-08-2018 — 31-12-2018; Gennemsnit: 4,1, spredning: 0,7

| Svarmulighed | 01-08-2018 — 31-12-2018: Antal | | 01-08-2018 — 31-12-2018: Andel (%) | |
|-----------------|--------------------------------|-----|------------------------------------|----|
| Meget tit | | 79 | | 28 |
| Tit | | 148 | | 53 |
| En gang imellem | | 49 | | 18 |
| Sjældent | | 4 | | 1 |
| Aldrig | | 0 | | 0 |
| Total | | 280 | | - |



01-08-2018 — 31-12-2018; Gennemsnit: 4, spredning: 0,8

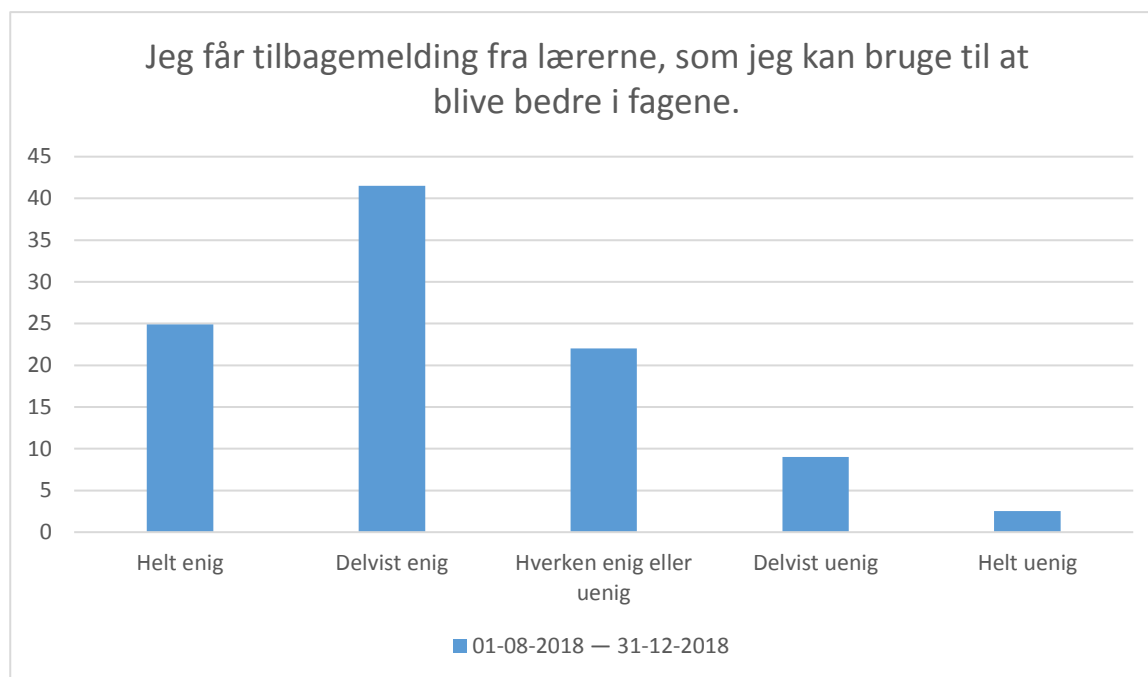
| Svarmulighed | 01-08-2018 — 31-12-2018: Antal | 01-08-2018 — 31-12-2018: Andel (%) |
|-----------------|--------------------------------|------------------------------------|
| Meget tit | 71 | 25 |
| Tit | 138 | 49 |
| En gang imellem | 61 | 22 |
| Sjældent | 8 | 3 |
| Aldrig | 2 | 1 |
| Total | 280 | - |



01-08-2018 — 31-12-2018; Gennemsnit: 3,8, spredning: 0,8

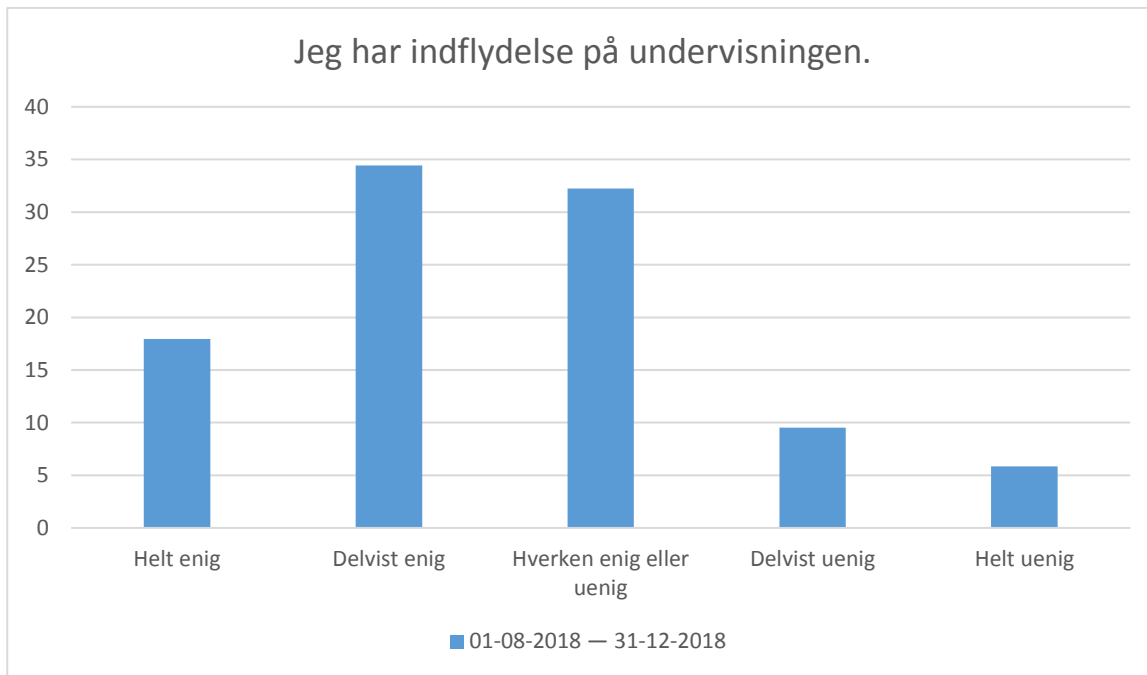
| Svarmulighed | 01-08-2018 — 31-12-2018: Antal | 01-08-2018 — 31-12-2018: Andel (%) |
|-----------------|--------------------------------|------------------------------------|
| Meget tit | 52 | 19 |
| Tit | 132 | 47 |
| En gang imellem | 81 | 29 |
| Sjældent | 10 | 4 |
| Aldrig | 4 | 1 |
| Total | 279 | - |

Afsnit D



01-08-2018 — 31-12-2018; Gennemsnit: 3,8, spredning: 1

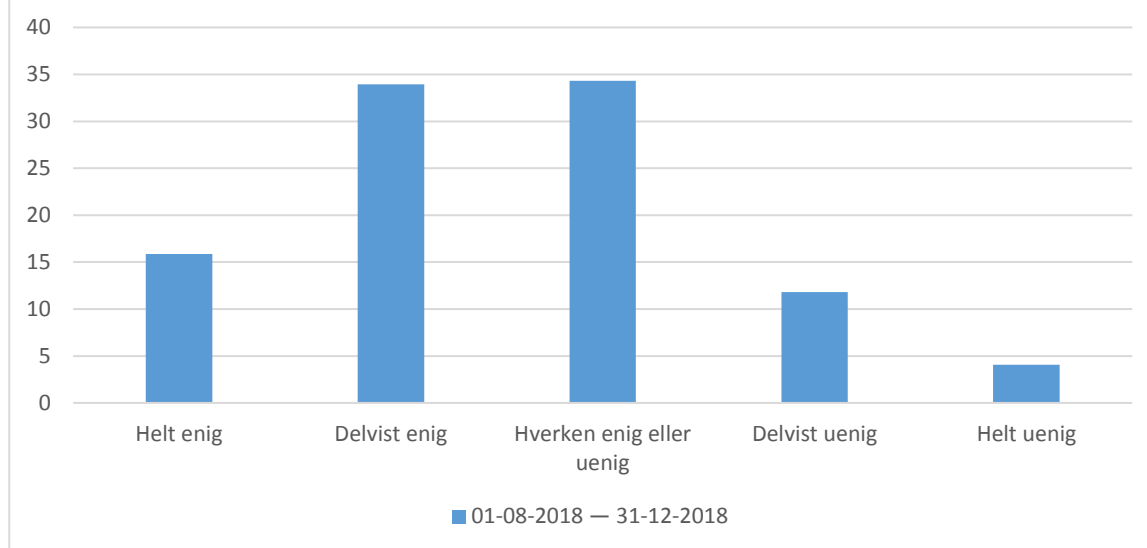
| Svarmulighed | 01-08-2018 — 31-12-2018: Antal | 01-08-2018 — 31-12-2018: Andel (%) |
|--------------------------|--------------------------------|------------------------------------|
| Helt enig | 69 | 25 |
| Delvist enig | 115 | 42 |
| Hverken enig eller uenig | 61 | 22 |
| Delvist uenig | 25 | 9 |
| Helt uenig | 7 | 3 |
| Total | 277 | - |



01-08-2018 — 31-12-2018; Gennemsnit: 3,5, spredning: 1,1

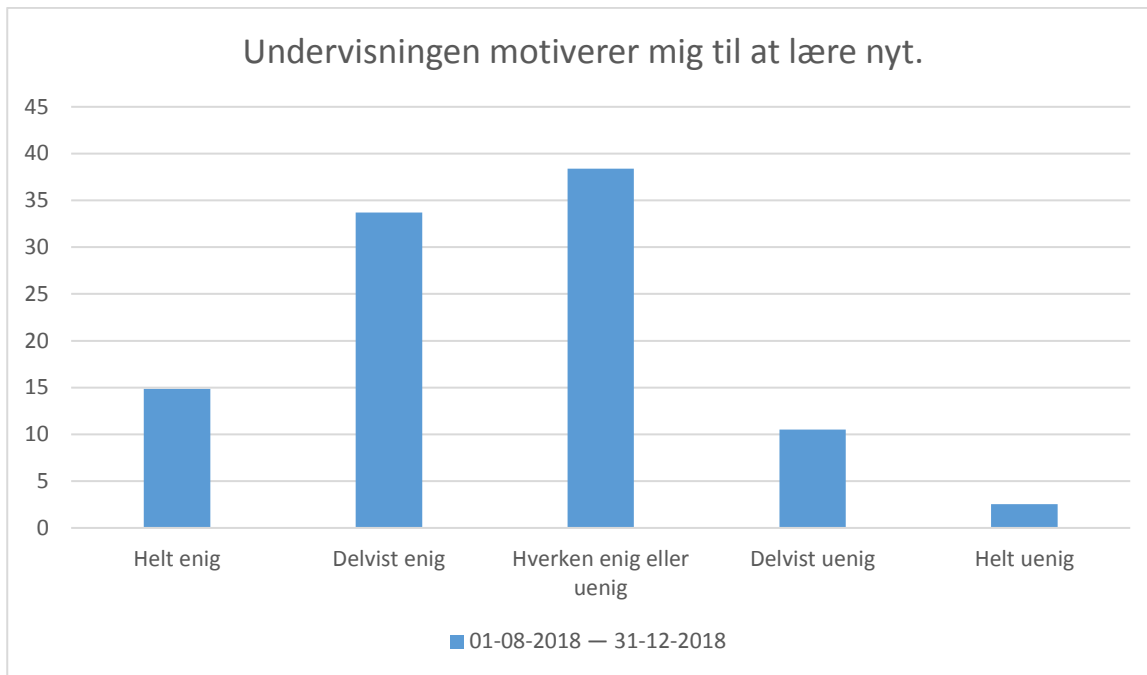
| Svarmulighed | 01-08-2018 — 31-12-2018: Antal | 01-08-2018 — 31-12-2018: Andel (%) |
|--------------------------|--------------------------------|------------------------------------|
| Helt enig | 49 | 18 |
| Delvist enig | 94 | 34 |
| Hverken enig eller uenig | 88 | 32 |
| Delvist uenig | 26 | 10 |
| Helt uenig | 16 | 6 |
| Total | 273 | - |

Lærerne sørger for, at elevernes ideer bliver brugt i undervisningen.



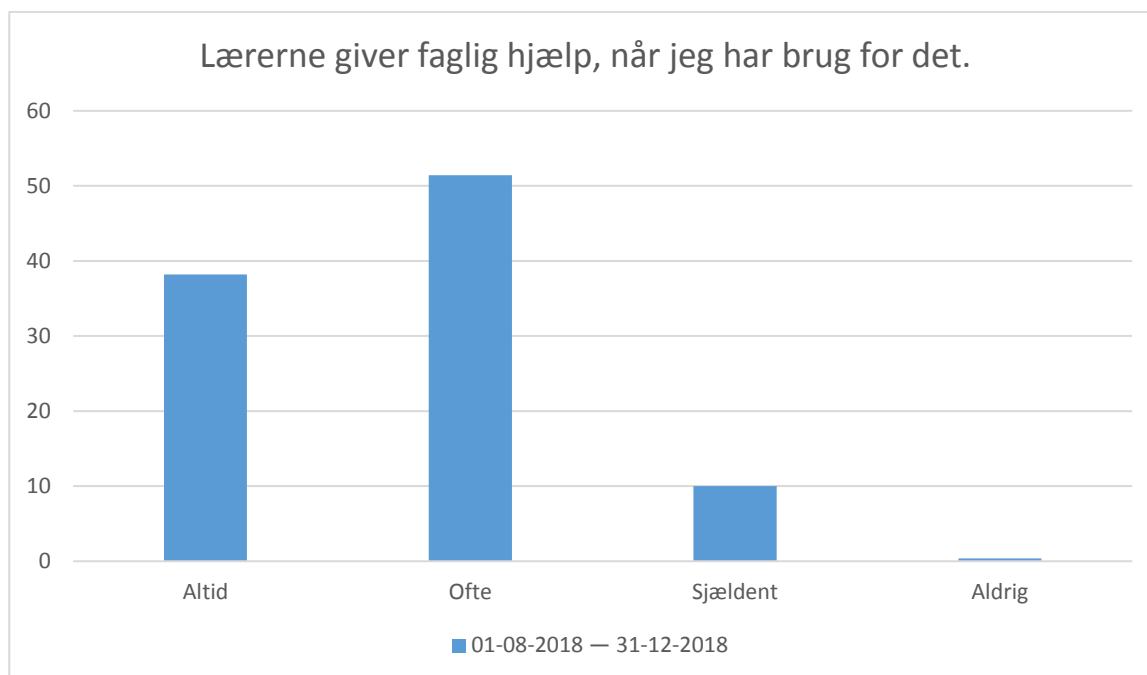
01-08-2018 — 31-12-2018; Gennemsnit: 3,5, spredning: 1

| Svarmulighed | 01-08-2018 — 31-12-2018: Antal | 01-08-2018 — 31-12-2018: Andel (%) |
|--------------------------|--------------------------------|------------------------------------|
| Helt enig | 43 | 16 |
| Delvist enig | 92 | 34 |
| Hverken enig eller uenig | 93 | 34 |
| Delvist uenig | 32 | 12 |
| Helt uenig | 11 | 4 |
| Total | 271 | - |



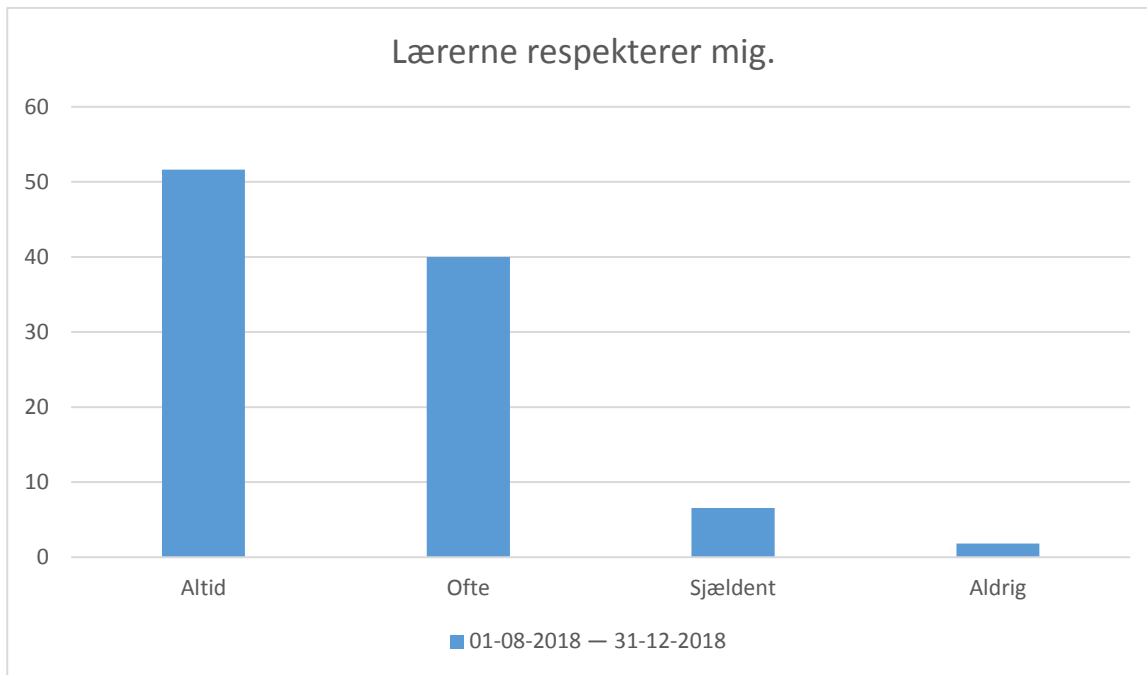
01-08-2018 — 31-12-2018; Gennemsnit: 3,5, spredning: 1

| Svarmulighed | 01-08-2018 — 31-12-2018: Antal | 01-08-2018 — 31-12-2018: Andel (%) |
|--------------------------|--------------------------------|------------------------------------|
| Helt enig | 41 | 15 |
| Delvist enig | 93 | 34 |
| Hverken enig eller uenig | 106 | 38 |
| Delvist uenig | 29 | 11 |
| Helt uenig | 7 | 3 |
| Total | 276 | - |



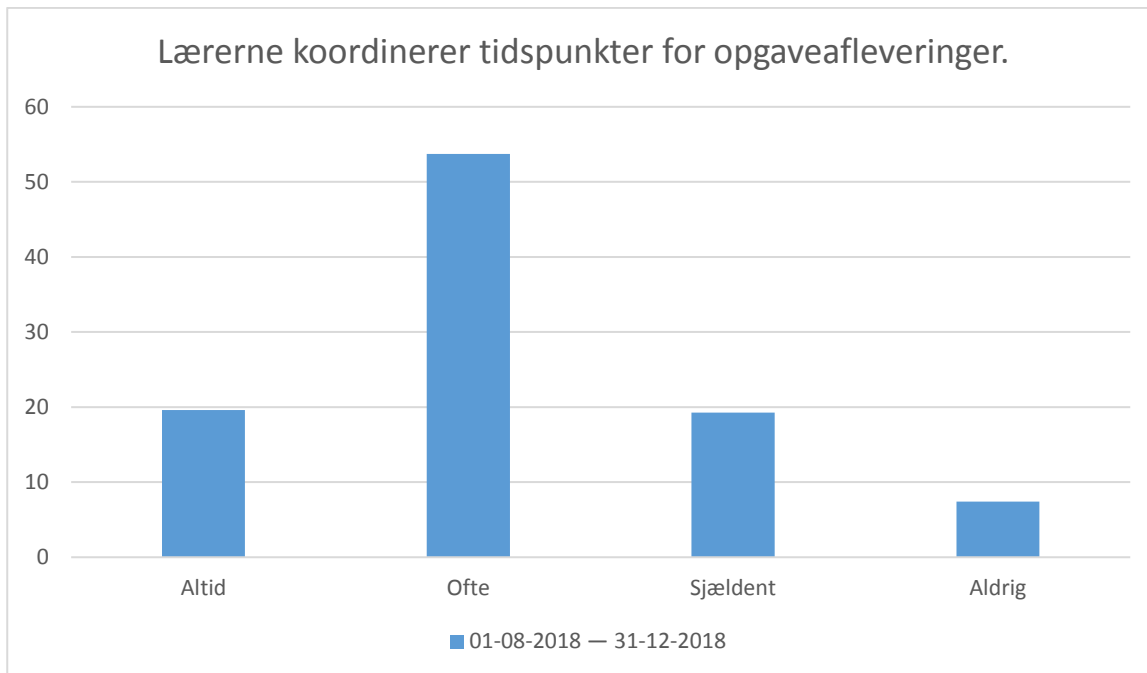
01-08-2018 — 31-12-2018; Gennemsnit: 3,3, spredning: 0,6

| Svarmulighed | 01-08-2018 — 31-12-2018: Antal | 01-08-2018 — 31-12-2018: Andel (%) |
|--------------|--------------------------------|------------------------------------|
| Altid | 107 | 38 |
| Ofte | 144 | 51 |
| Sjældent | 28 | 10 |
| Aldrig | 1 | 0 |
| Total | 280 | - |



01-08-2018 — 31-12-2018; Gennemsnit: 3,4, spredning: 0,7

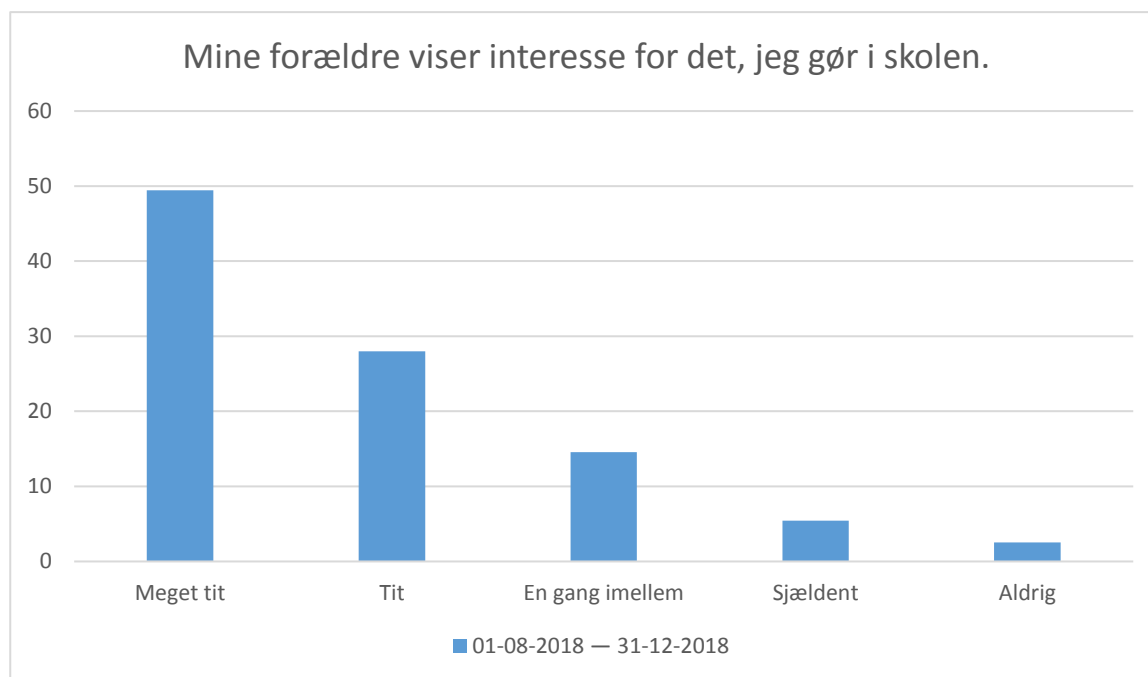
| Svarmulighed | 01-08-2018 — 31-12-2018: Antal | 01-08-2018 — 31-12-2018: Andel (%) |
|--------------|--------------------------------|------------------------------------|
| Altid | 142 | 52 |
| Ofte | 110 | 40 |
| Sjældent | 18 | 7 |
| Aldrig | 5 | 2 |
| Total | 275 | - |



01-08-2018 — 31-12-2018; Gennemsnit: 2,9, spredning: 0,8

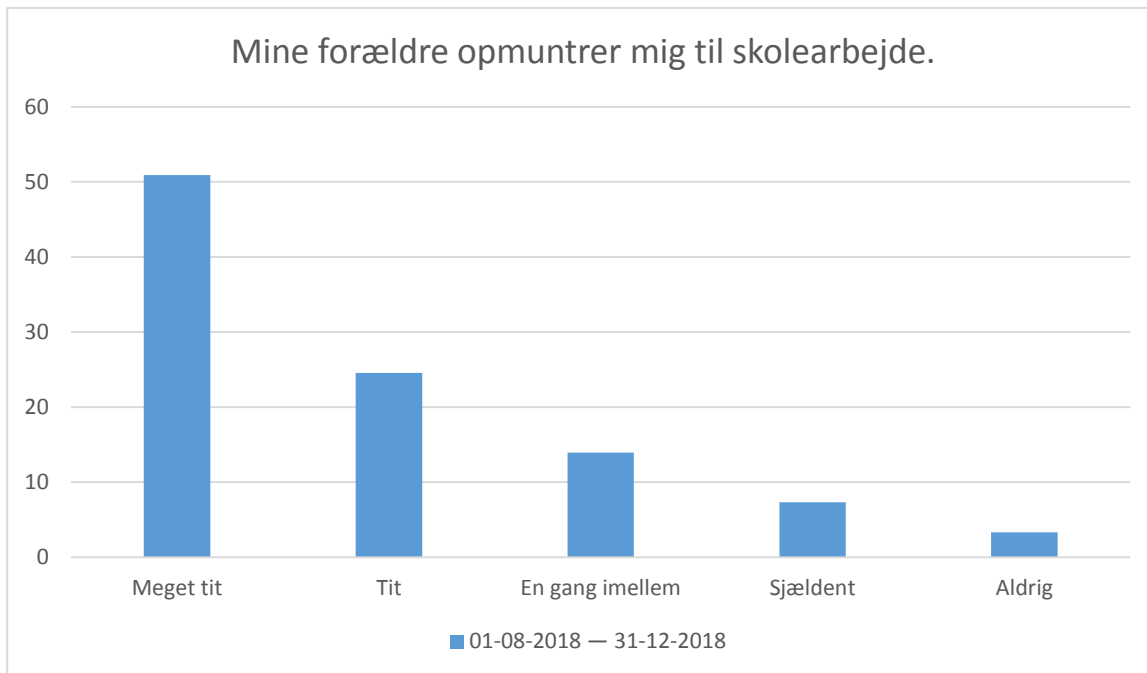
| Svarmulighed | 01-08-2018 — 31-12-2018: Antal | 01-08-2018 — 31-12-2018: Andel (%) |
|--------------|--------------------------------|------------------------------------|
| Altid | 20 | 7 |
| Ofte | 54 | 20 |
| Sjældent | 19 | 7 |
| Aldrig | 7 | 3 |
| Total | 270 | - |

Afsnit E



01-08-2018 — 31-12-2018; Gennemsnit: 4,2, spredning: 1

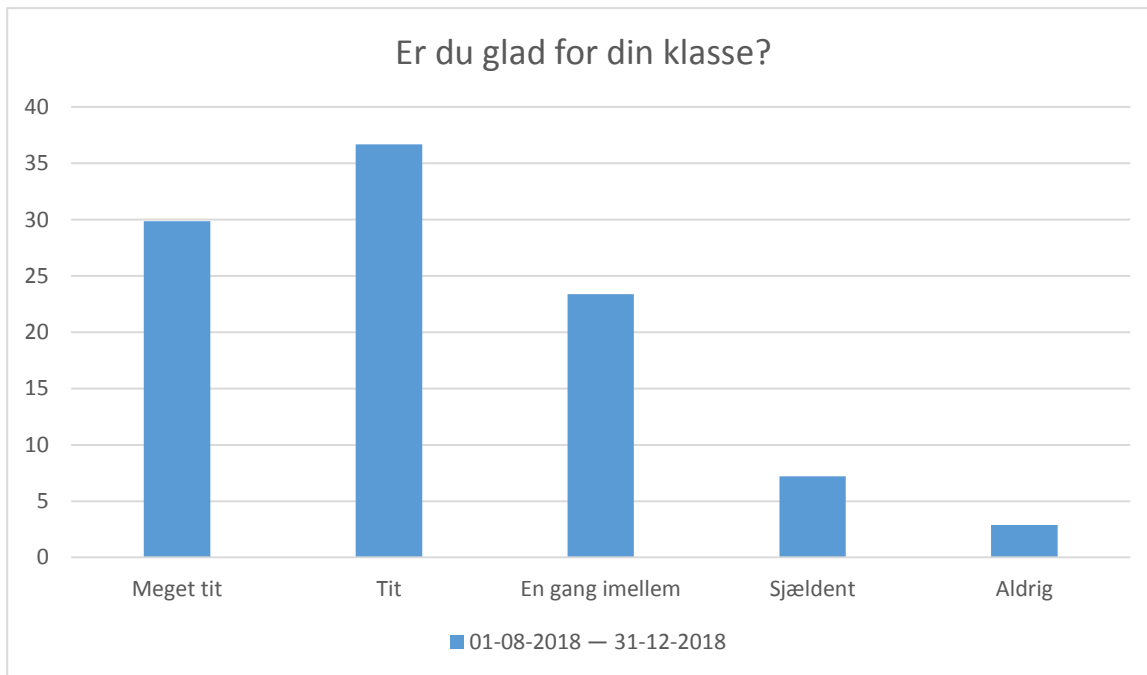
| Svarmulighed | 01-08-2018 — 31-12-2018: Antal | 01-08-2018 — 31-12-2018: Andel (%) |
|-----------------|--------------------------------|------------------------------------|
| Meget tit | 136 | 49 |
| Tit | 77 | 28 |
| En gang imellem | 40 | 15 |
| Sjældent | 15 | 5 |
| Aldrig | 7 | 3 |
| Total | 275 | - |



01-08-2018 — 31-12-2018; Gennemsnit: 4,1, spredning: 1,1

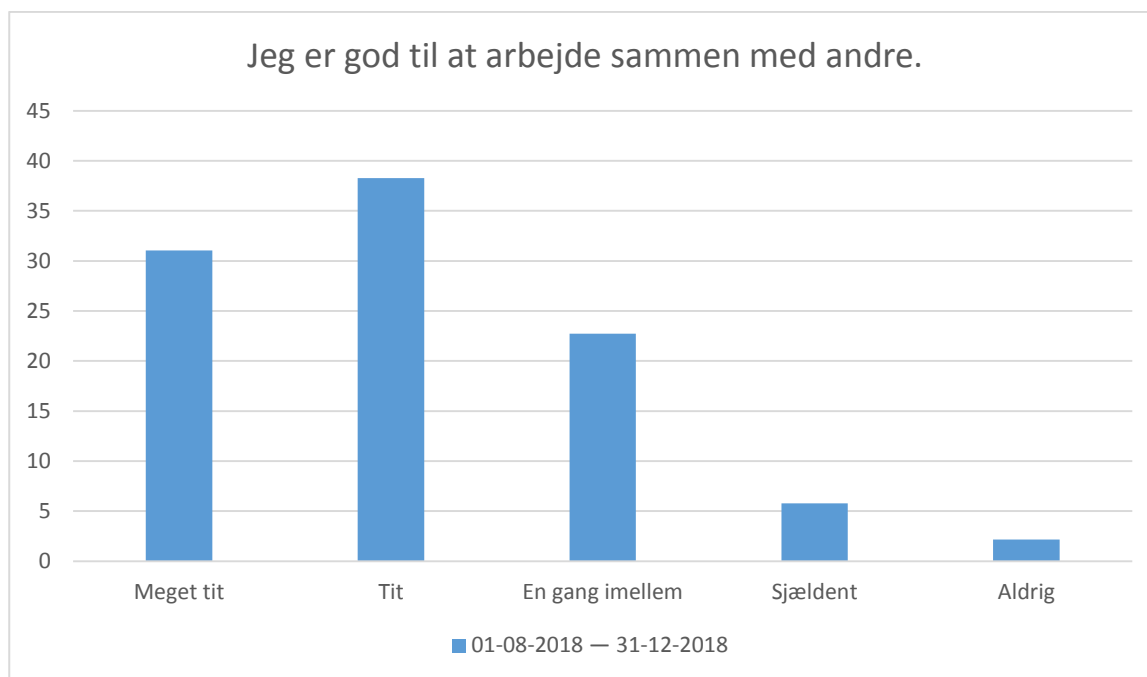
| Svarmulighed | 01-08-2018 — 31-12-2018: Antal | 01-08-2018 — 31-12-2018: Andel (%) |
|-----------------|--------------------------------|------------------------------------|
| Meget tit | 139 | 51 |
| Tit | 67 | 25 |
| En gang imellem | 38 | 14 |
| Sjældent | 20 | 7 |
| Aldrig | 9 | 3 |
| Total | 273 | - |

Afsnit F



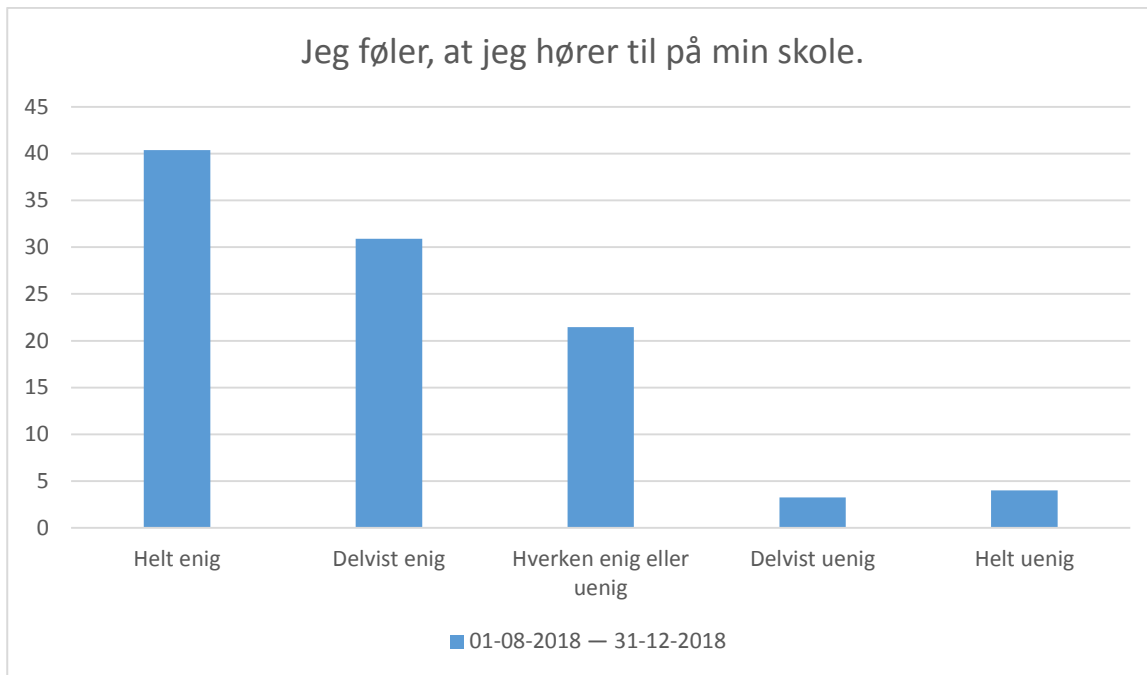
01-08-2018 — 31-12-2018; Gennemsnit: 3,8, spredning: 1

| Svarmulighed | 01-08-2018 — 31-12-2018: Antal | 01-08-2018 — 31-12-2018: Andel (%) |
|-----------------|--------------------------------|------------------------------------|
| Meget tit | 83 | 30 |
| Tit | 102 | 37 |
| En gang imellem | 65 | 23 |
| Sjældent | 20 | 7 |
| Aldrig | 8 | 3 |
| Total | 278 | - |



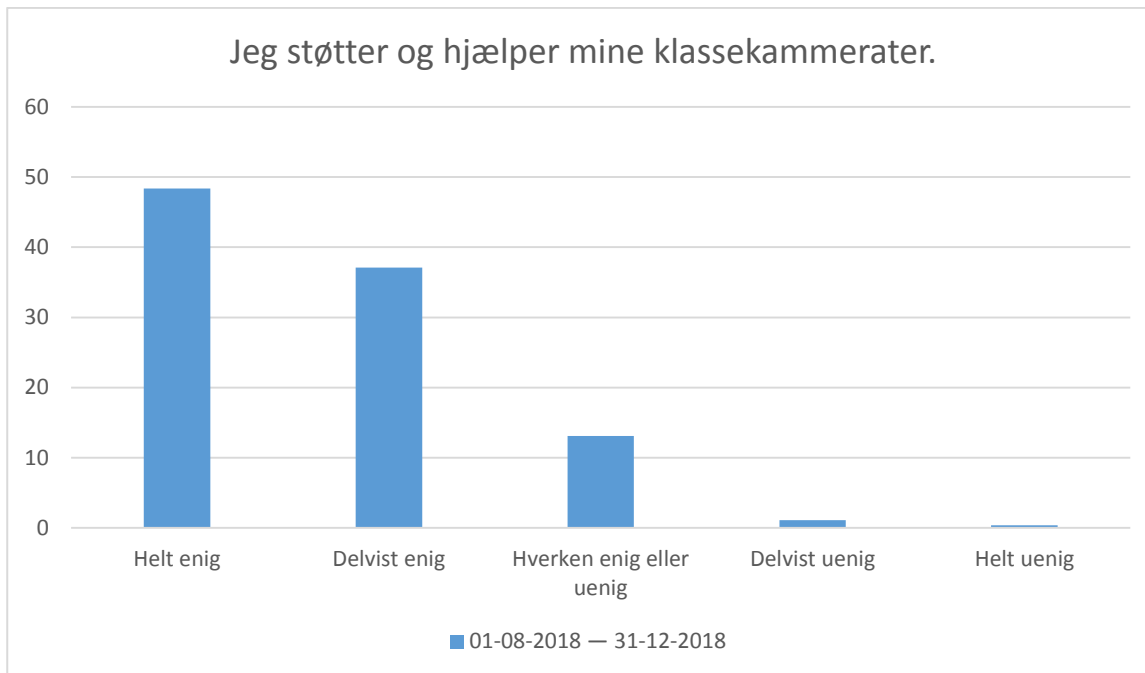
01-08-2018 — 31-12-2018; Gennemsnit: 3,9, spredning: 1

| Svarmulighed | 01-08-2018 — 31-12-2018: Antal | 01-08-2018 — 31-12-2018: Andel (%) |
|-----------------|--------------------------------|------------------------------------|
| Meget tit | 86 | 31 |
| Tit | 106 | 38 |
| En gang imellem | 63 | 23 |
| Sjældent | 16 | 6 |
| Aldrig | 6 | 2 |
| Total | 277 | - |



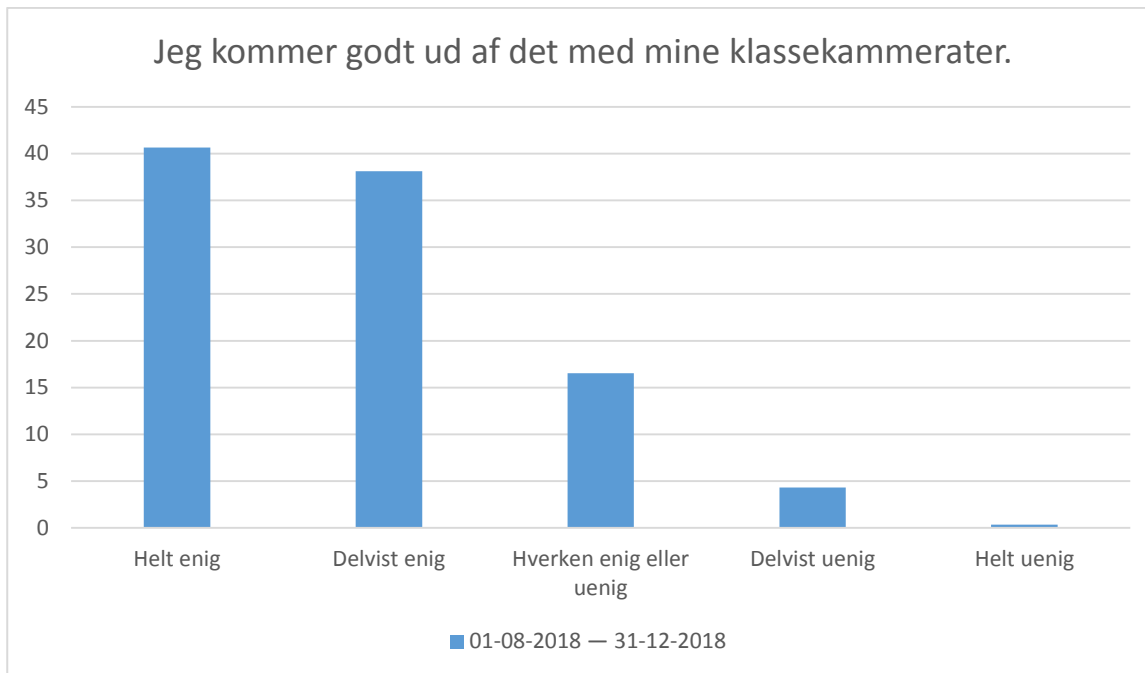
01-08-2018 — 31-12-2018; Gennemsnit: 4, spredning: 1,1

| Svarmulighed | 01-08-2018 — 31-12-2018: Antal | | 01-08-2018 — 31-12-2018: Andel (%) | |
|--------------------------|--------------------------------|-----|------------------------------------|----|
| Helt enig | | 111 | | 40 |
| Delvist enig | | 85 | | 31 |
| Hverken enig eller uenig | | 59 | | 21 |
| Delvist uenig | | 9 | | 3 |
| Helt uenig | | 11 | | 4 |
| Total | | 275 | | - |



01-08-2018 — 31-12-2018; Gennemsnit: 4,3, spredning: 0,8

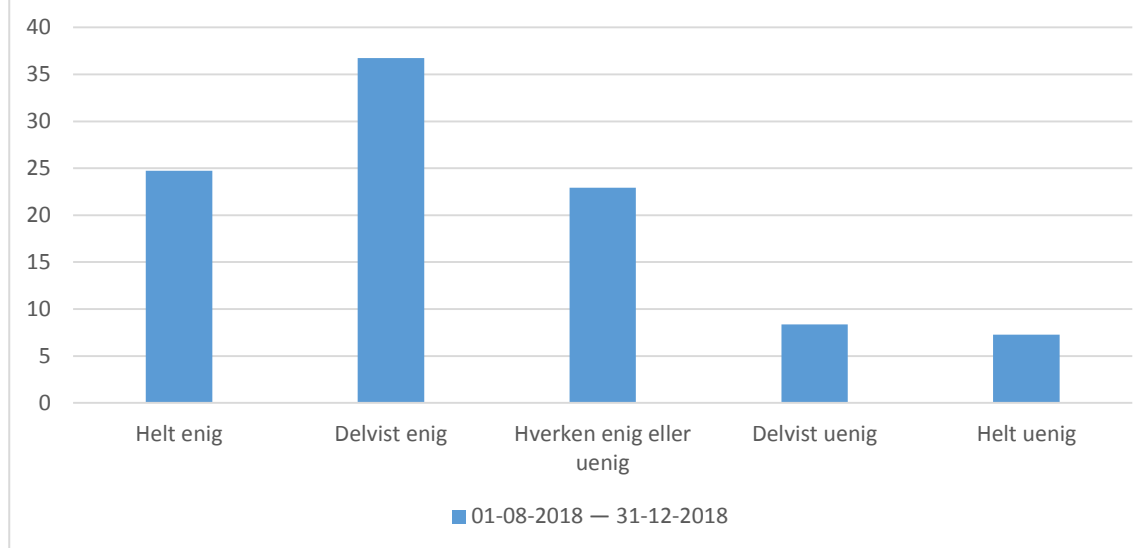
| Svarmulighed | 01-08-2018 — 31-12-2018: Antal | | 01-08-2018 — 31-12-2018: Andel (%) | |
|--------------------------|--------------------------------|-----|------------------------------------|----|
| Helt enig | 133 | 102 | 48 | 37 |
| Delvist enig | 36 | 3 | 13 | 1 |
| Hverken enig eller uenig | 1 | 0 | 0 | 0 |
| Delvist uenig | 1 | 0 | 0 | 0 |
| Helt uenig | 1 | 0 | 0 | 0 |
| Total | 275 | - | - | - |



01-08-2018 — 31-12-2018; Gennemsnit: 4,1, spredning: 0,9

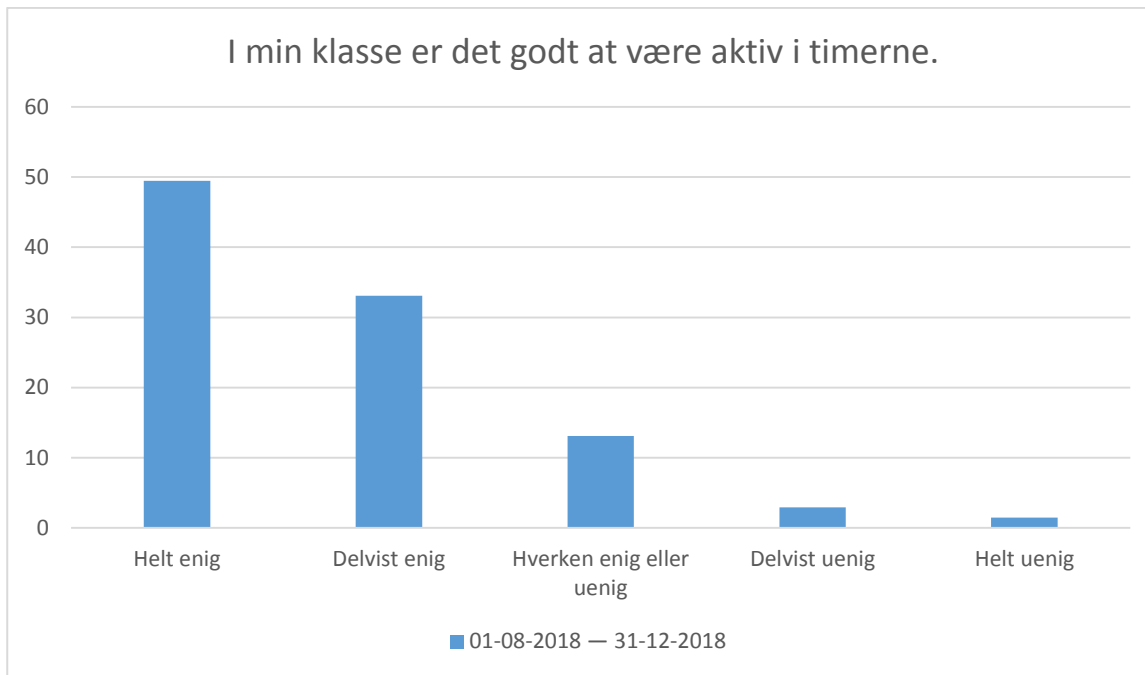
| Svarmulighed | 01-08-2018 — 31-12-2018: Antal | 01-08-2018 — 31-12-2018: Andel (%) |
|--------------------------|--------------------------------|------------------------------------|
| Helt enig | 113 | 41 |
| Delvist enig | 106 | 38 |
| Hverken enig eller uenig | 46 | 17 |
| Delvist uenig | 12 | 4 |
| Helt uenig | 1 | 0 |
| Total | 278 | - |

Stemningen i min klasse er præget af forståelse og respekt for hinanden.



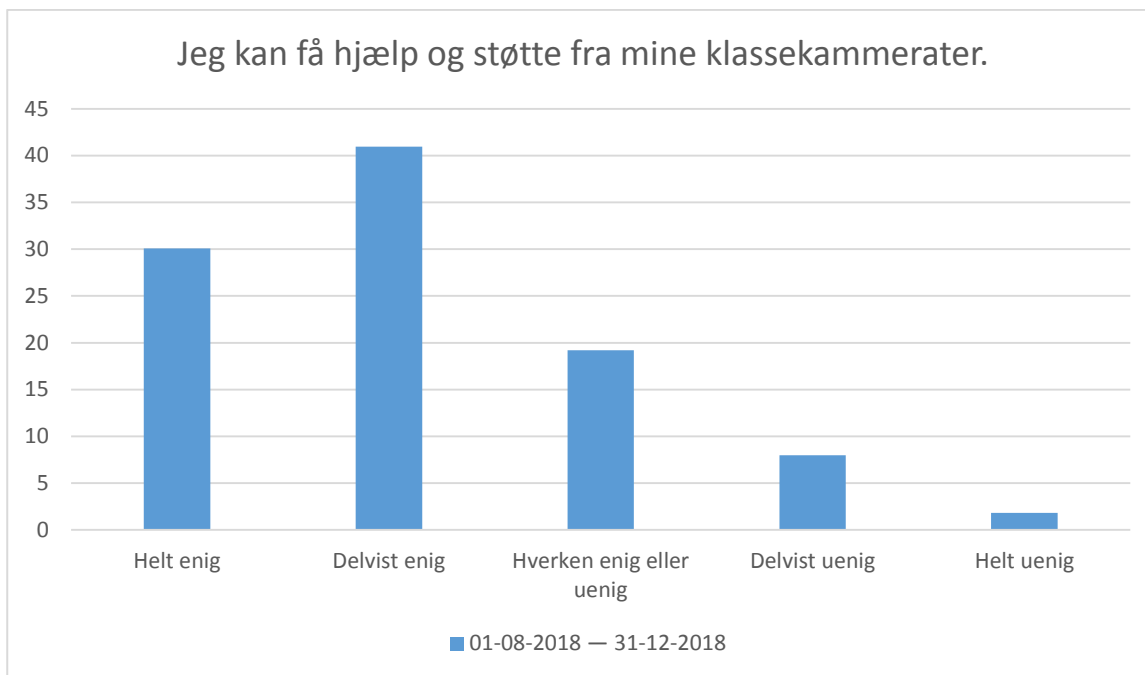
01-08-2018 — 31-12-2018; Gennemsnit: 3,6, spredning: 1,2

| Svarmulighed | 01-08-2018 — 31-12-2018: Antal | 01-08-2018 — 31-12-2018: Andel (%) |
|--------------------------|--------------------------------|------------------------------------|
| Helt enig | 68 | 25 |
| Delvist enig | 101 | 37 |
| Hverken enig eller uenig | 63 | 23 |
| Delvist uenig | 23 | 8 |
| Helt uenig | 20 | 7 |
| Total | 275 | - |



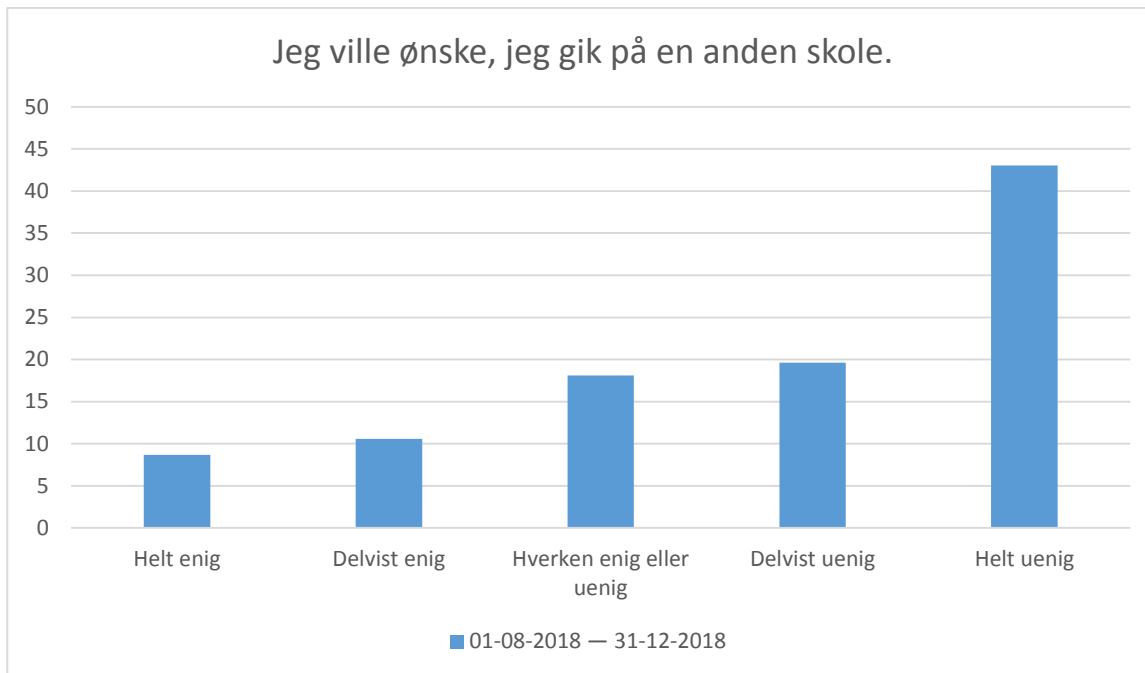
01-08-2018 — 31-12-2018; Gennemsnit: 4,3, spredning: 0,9

| Svarmulighed | 01-08-2018 — 31-12-2018: Antal | 01-08-2018 — 31-12-2018: Andel (%) |
|--------------------------|--------------------------------|------------------------------------|
| Helt enig | 136 | 49 |
| Delvist enig | 91 | 33 |
| Hverken enig eller uenig | 36 | 13 |
| Delvist uenig | 8 | 3 |
| Helt uenig | 4 | 1 |
| Total | 275 | - |



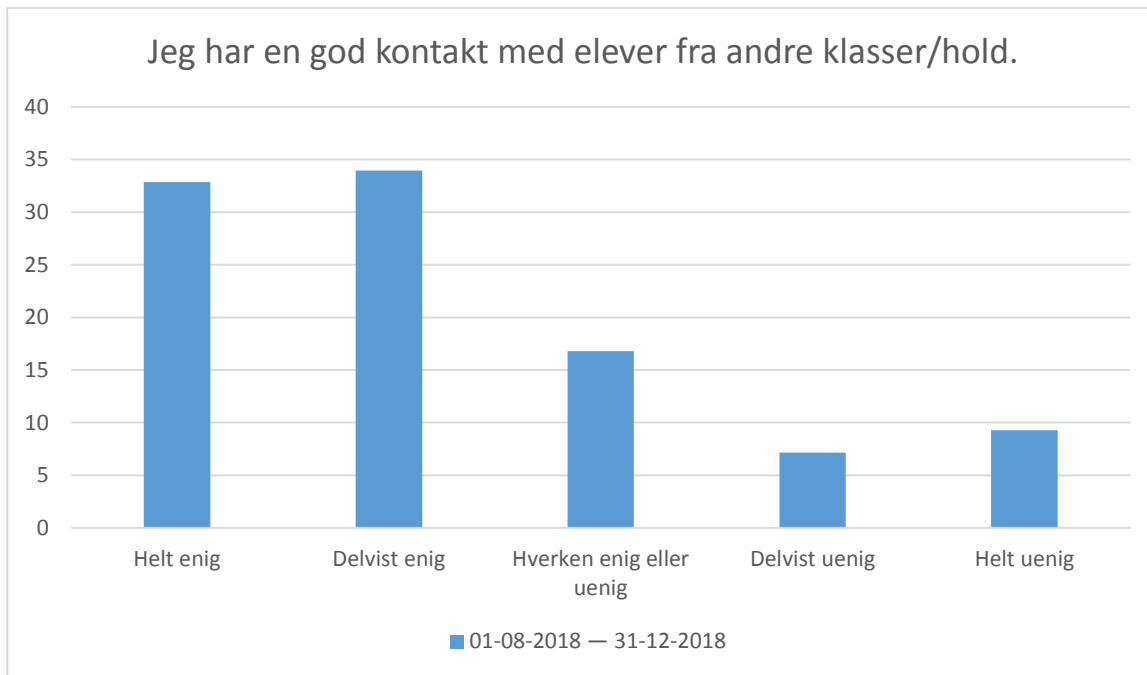
01-08-2018 — 31-12-2018; Gennemsnit: 3,9, spredning: 1

| Svarmulighed | 01-08-2018 — 31-12-2018: Antal | 01-08-2018 — 31-12-2018: Andel (%) |
|--------------------------|--------------------------------|------------------------------------|
| Helt enig | 83 | 30 |
| Delvist enig | 113 | 41 |
| Hverken enig eller uenig | 53 | 19 |
| Delvist uenig | 22 | 8 |
| Helt uenig | 5 | 2 |
| Total | 276 | - |



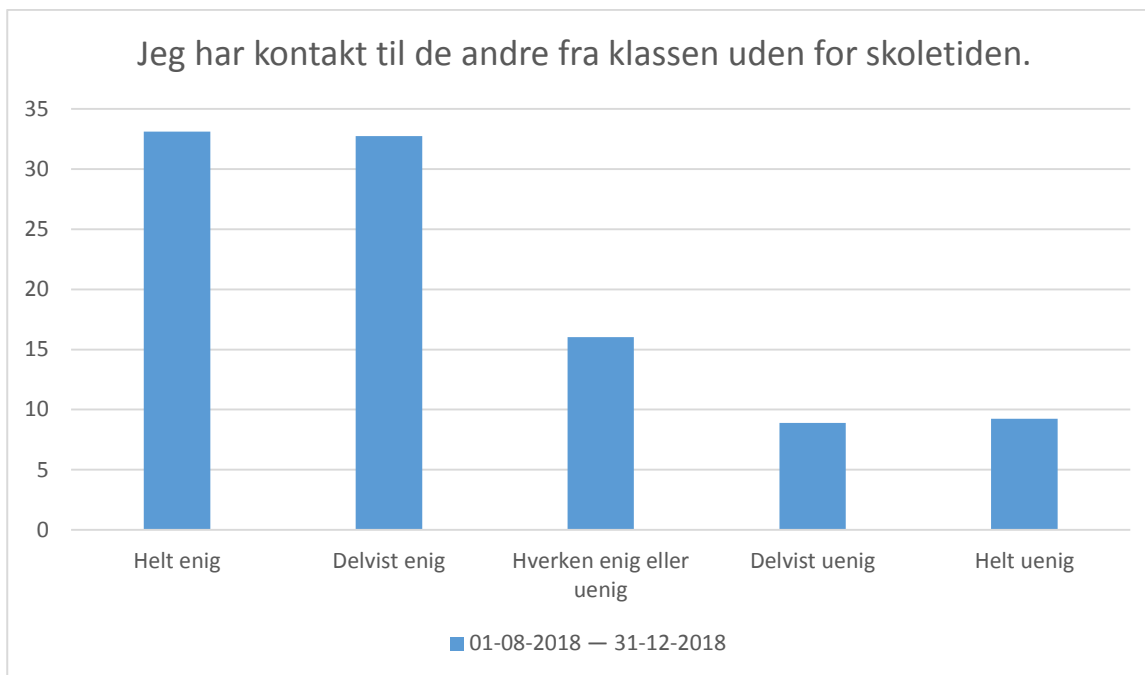
01-08-2018 — 31-12-2018; Gennemsnit: 2,2, spredning: 1,3

| Svarmulighed | 01-08-2018 — 31-12-2018: Antal | | 01-08-2018 — 31-12-2018: Andel (%) | |
|--------------------------|--------------------------------|-----|------------------------------------|----|
| Helt enig | | 23 | | 9 |
| Delvist enig | | 28 | | 11 |
| Hverken enig eller uenig | | 48 | | 18 |
| Delvist uenig | | 52 | | 20 |
| Helt uenig | | 114 | | 43 |
| Total | | 265 | | - |



01-08-2018 — 31-12-2018; Gennemsnit: 3,7, spredning: 1,2

| Svarmulighed | 01-08-2018 — 31-12-2018: Antal | 01-08-2018 — 31-12-2018: Andel (%) |
|--------------------------|--------------------------------|------------------------------------|
| Helt enig | 92 | 33 |
| Delvist enig | 95 | 34 |
| Hverken enig eller uenig | 47 | 17 |
| Delvist uenig | 20 | 7 |
| Helt uenig | 26 | 9 |
| Total | 280 | - |



01-08-2018 — 31-12-2018; Gennemsnit: 3,7, spredning: 1,3

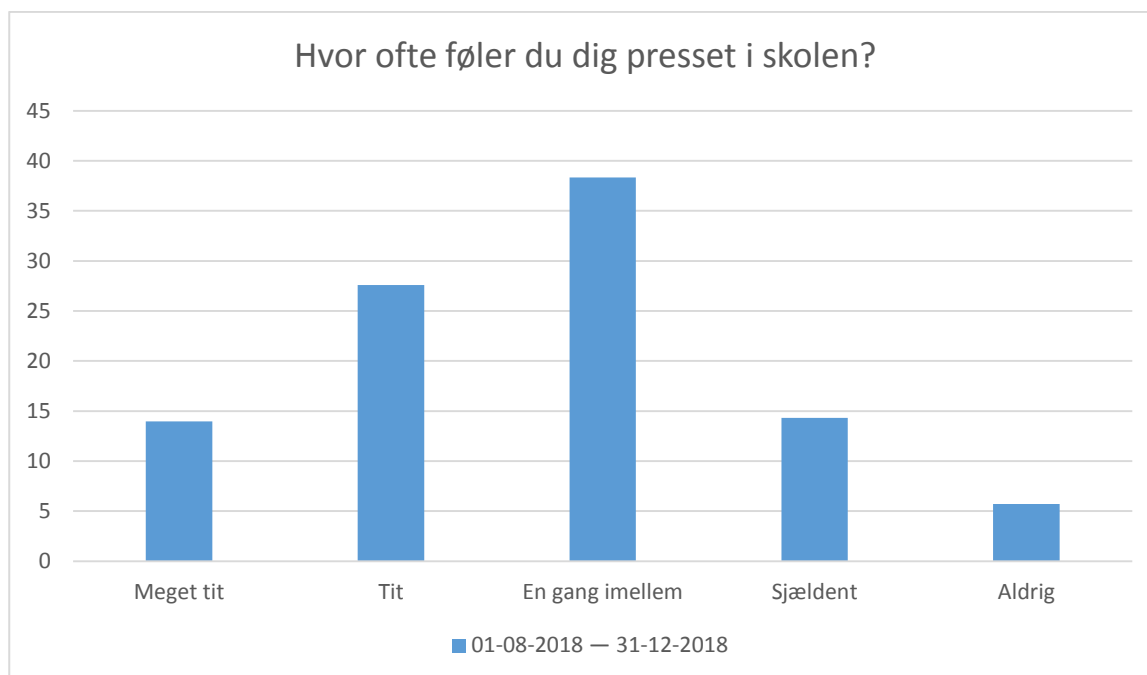
| Svarmulighed | 01-08-2018 — 31-12-2018: Antal | | 01-08-2018 — 31-12-2018: Andel (%) | |
|--------------------------|--------------------------------|----|------------------------------------|----|
| Helt enig | 93 | 33 | 33 | 33 |
| Delvist enig | 92 | 33 | 9 | 33 |
| Hverken enig eller uenig | 45 | 16 | 16 | 16 |
| Delvist uenig | 25 | 9 | 9 | 9 |
| Helt uenig | 26 | 9 | 9 | 9 |
| Total | 281 | - | - | - |

Afsnit G



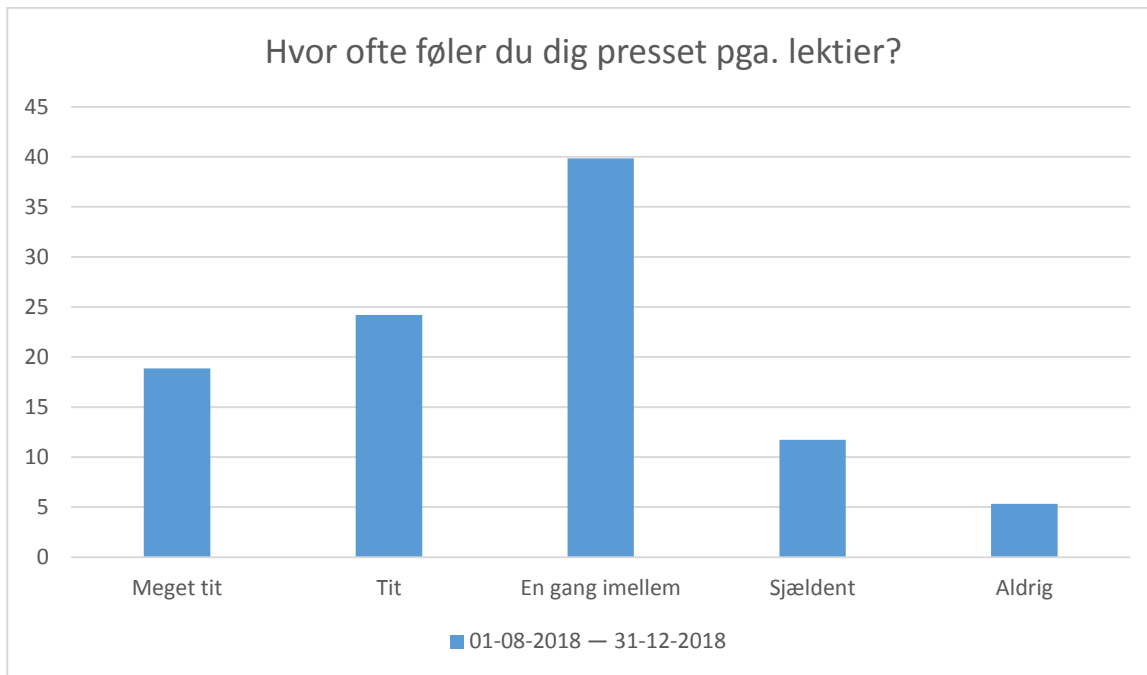
01-08-2018 — 31-12-2018; Gennemsnit: 2, spredning: 1,2

| Svarmulighed | 01-08-2018 — 31-12-2018: Antal | | 01-08-2018 — 31-12-2018: Andel (%) | |
|--------------------------|--------------------------------|-----|------------------------------------|----|
| Helt enig | | 15 | | 5 |
| Delvist enig | | 19 | | 7 |
| Hverken enig eller uenig | | 49 | | 18 |
| Delvist uenig | | 54 | | 20 |
| Helt uenig | | 137 | | 50 |
| Total | | 274 | | - |



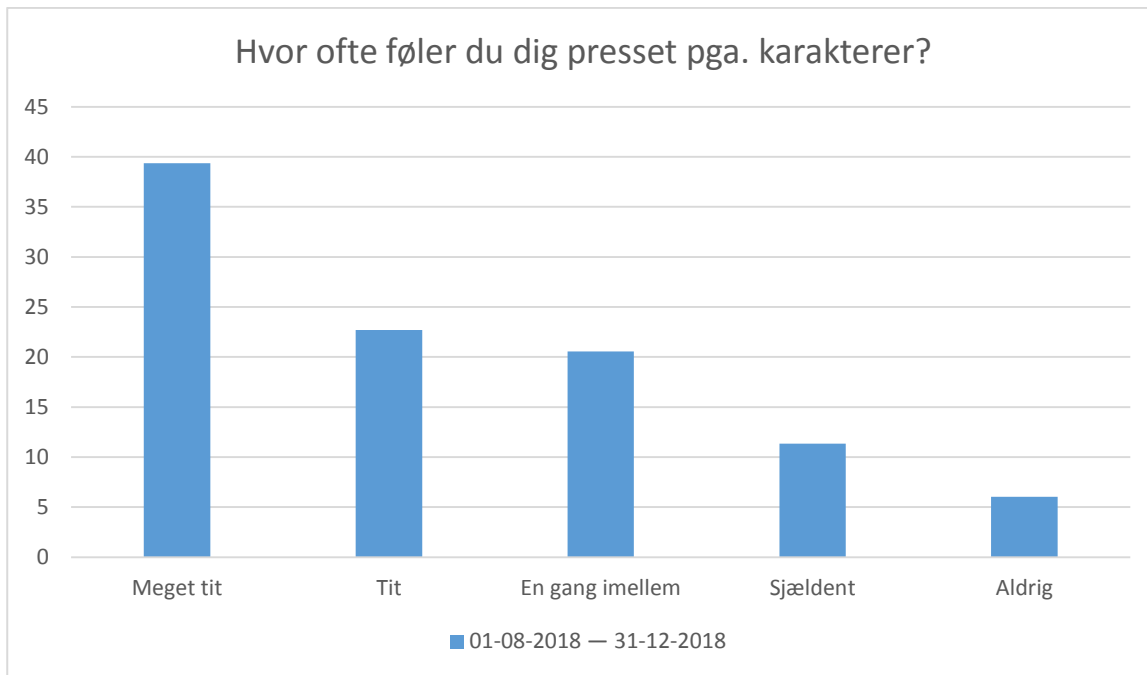
01-08-2018 — 31-12-2018; Gennemsnit: 3,3, spredning: 1,1

| Svarmulighed | 01-08-2018 — 31-12-2018: Antal | 01-08-2018 — 31-12-2018: Andel (%) |
|-----------------|--------------------------------|------------------------------------|
| Meget tit | 39 | 14 |
| Tit | 77 | 28 |
| En gang imellem | 107 | 38 |
| Sjældent | 40 | 14 |
| Aldrig | 16 | 6 |
| Total | 279 | - |



01-08-2018 — 31-12-2018; Gennemsnit: 3,4, spredning: 1,1

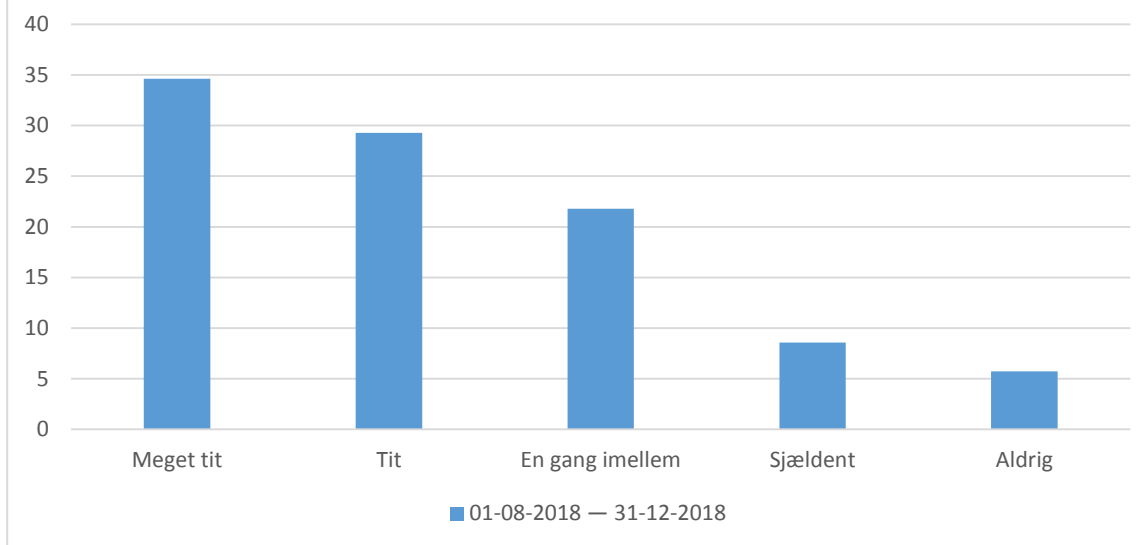
| Svarmulighed | 01-08-2018 — 31-12-2018: Antal | 01-08-2018 — 31-12-2018: Andel (%) |
|-----------------|--------------------------------|------------------------------------|
| Meget tit | 53 | 19 |
| Tit | 68 | 24 |
| En gang imellem | 112 | 40 |
| Sjældent | 33 | 12 |
| Aldrig | 15 | 5 |
| Total | 281 | - |



01-08-2018 — 31-12-2018; Gennemsnit: 3,8, spredning: 1,2

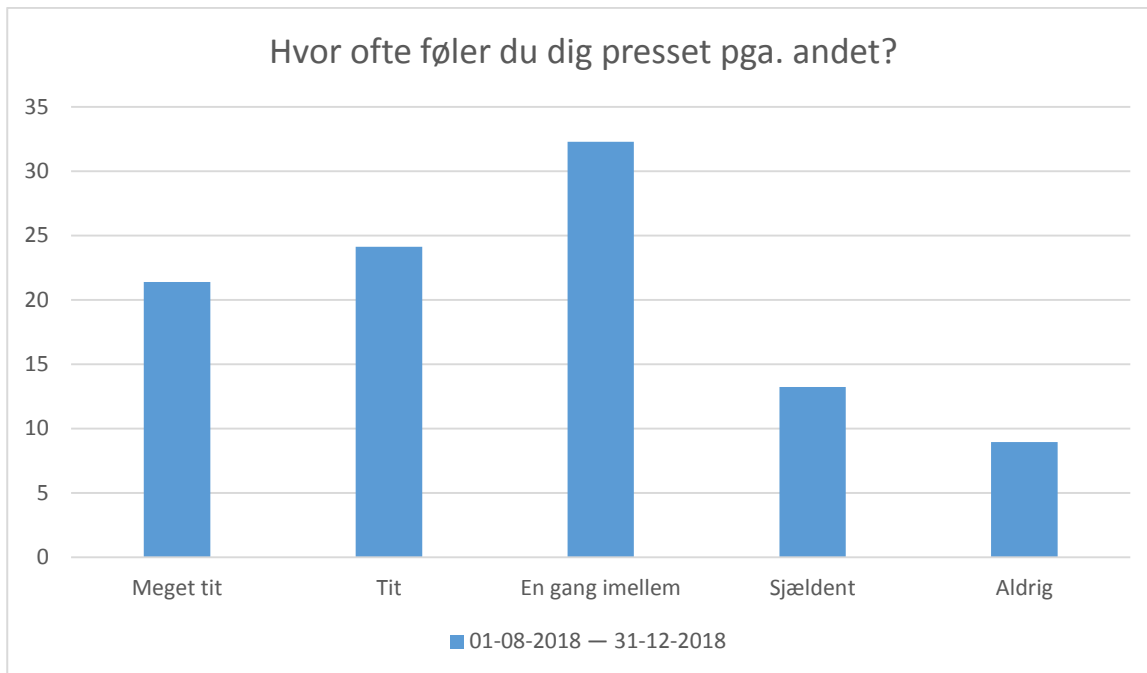
| Svarmulighed | 01-08-2018 — 31-12-2018: Antal | 01-08-2018 — 31-12-2018: Andel (%) |
|-----------------|--------------------------------|------------------------------------|
| Meget tit | 111 | 39 |
| Tit | 64 | 23 |
| En gang imellem | 58 | 21 |
| Sjældent | 32 | 11 |
| Aldrig | 17 | 6 |
| Total | 282 | - |

Hvor ofte føler du dig presset pga. egne krav og forventninger til skolearbejdet?



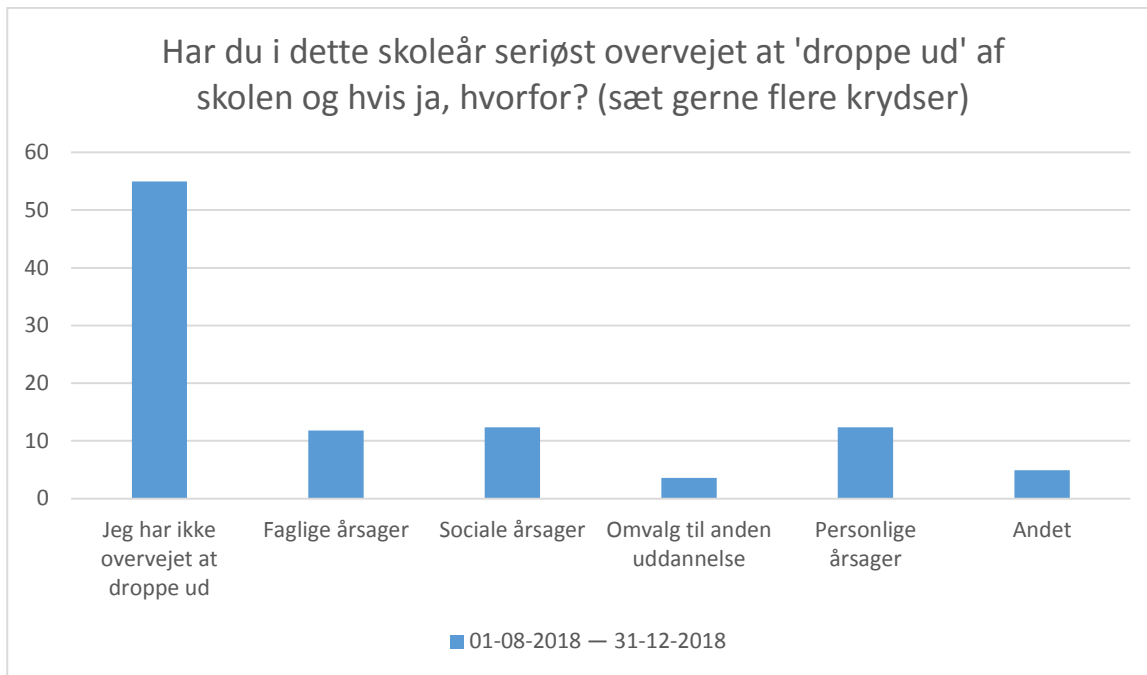
01-08-2018 — 31-12-2018; Gennemsnit: 3,8, spredning: 1,2

| Svarmulighed | 01-08-2018 — 31-12-2018: Antal | 01-08-2018 — 31-12-2018: Andel (%) |
|-----------------|--------------------------------|------------------------------------|
| Meget tit | 97 | 35 |
| Tit | 82 | 29 |
| En gang imellem | 61 | 22 |
| Sjældent | 24 | 9 |
| Aldrig | 16 | 6 |
| Total | 280 | - |



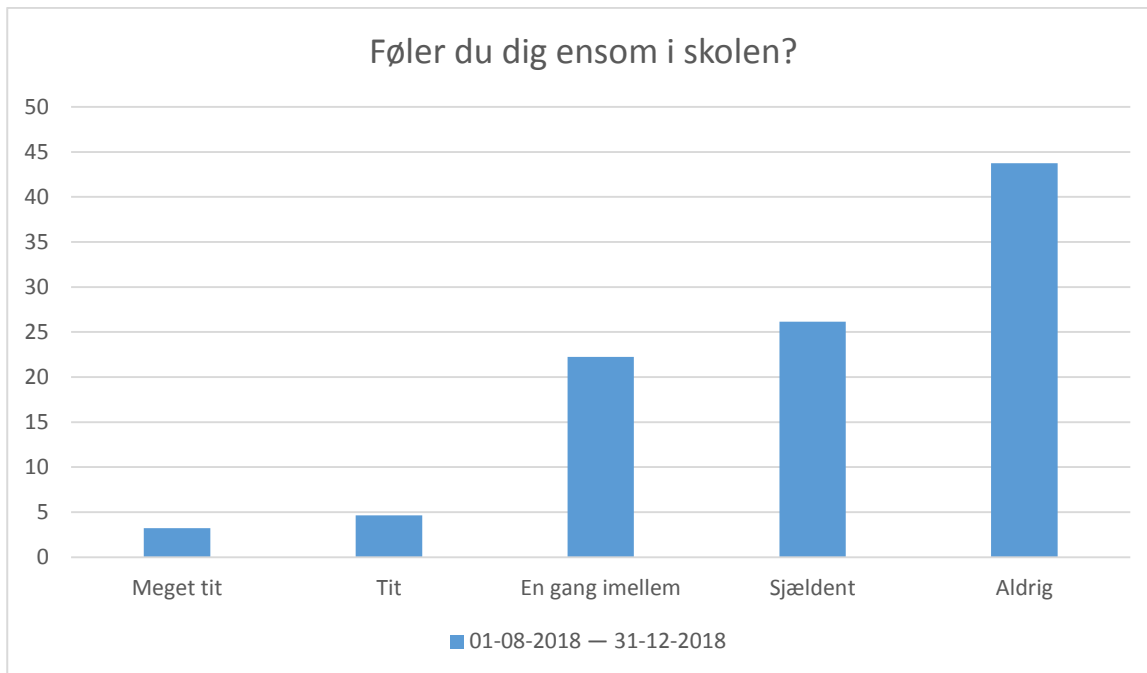
01-08-2018 — 31-12-2018; Gennemsnit: 3,4, spredning: 1,2

| Svarmulighed | 01-08-2018 — 31-12-2018: Antal | 01-08-2018 — 31-12-2018: Andel (%) |
|-----------------|--------------------------------|------------------------------------|
| Meget tit | 55 | 21 |
| Tit | 62 | 24 |
| En gang imellem | 83 | 32 |
| Sjældent | 34 | 13 |
| Aldrig | 23 | 9 |
| Total | 257 | - |



01-08-2018 — 31-12-2018; Gennemsnit og spredning kan ikke beregnes.

| Svarmulighed | 01-08-2018 — 31-12-2018: Antal | 01-08-2018 — 31-12-2018: Andel (%) |
|-------------------------------------|--------------------------------|------------------------------------|
| Jeg har ikke overvejet at droppe ud | 200 | 55 |
| Faglige årsager | 43 | 12 |
| Sociale årsager | 45 | 12 |
| Omvalg til anden uddannelse | 13 | 4 |
| Personlige årsager | 45 | 12 |
| Andet | 18 | 5 |
| Total | 364 | - |

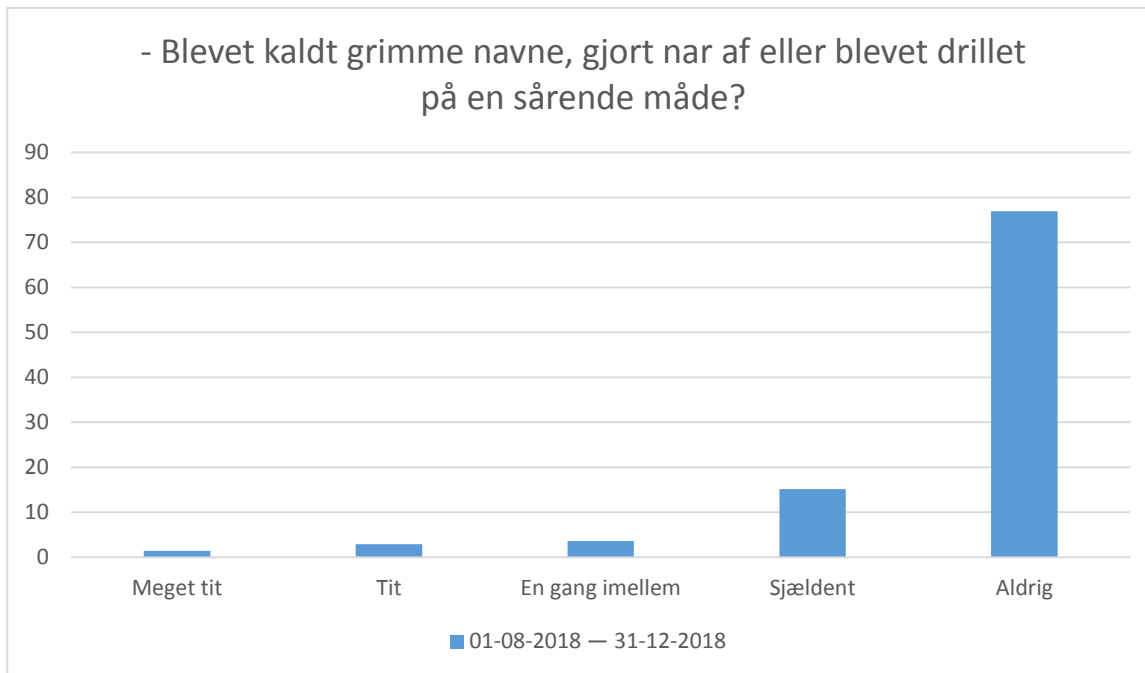


01-08-2018 — 31-12-2018; Gennemsnit: 2, spredning: 1,1

| Svarmulighed | 01-08-2018 — 31-12-2018: Antal | 01-08-2018 — 31-12-2018: Andel (%) |
|-----------------|--------------------------------|------------------------------------|
| Meget tit | 9 | 3 |
| Tit | 13 | 5 |
| En gang imellem | 62 | 22 |
| Sjældent | 73 | 26 |
| Aldrig | 122 | 44 |
| Total | 279 | - |

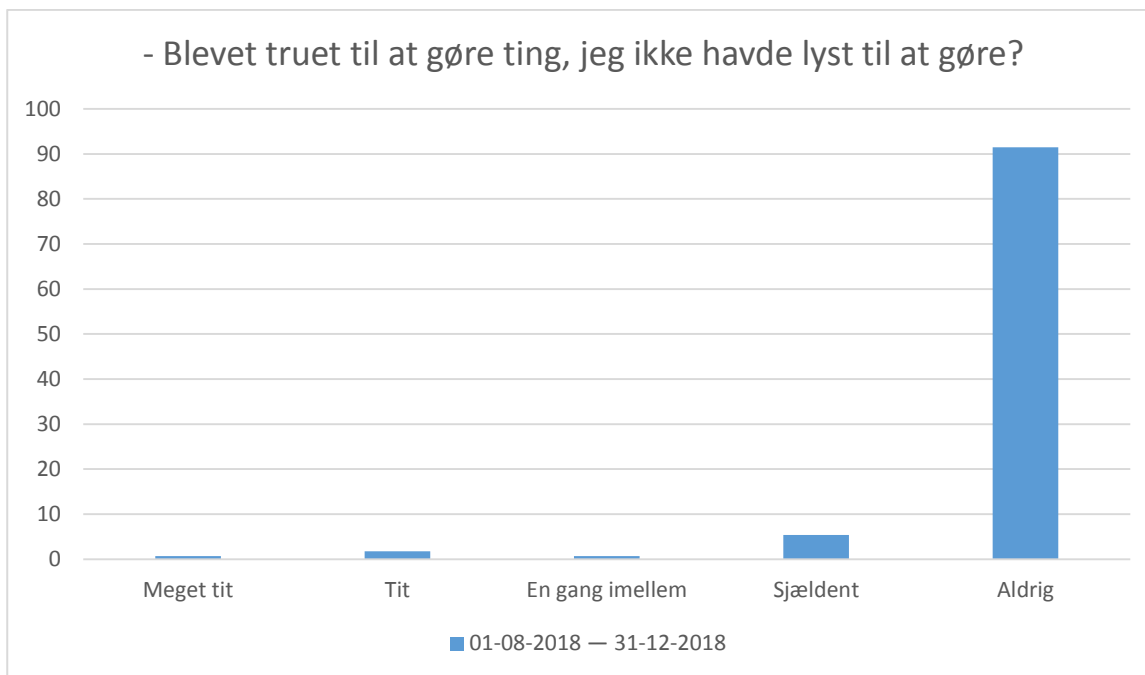
Afsnit H

Spørgsmålet »I hvilket omfang er du det seneste år blevet udsat for følgende af andre elever eller ansatte på skolen?« har ikke nok besvarelser.



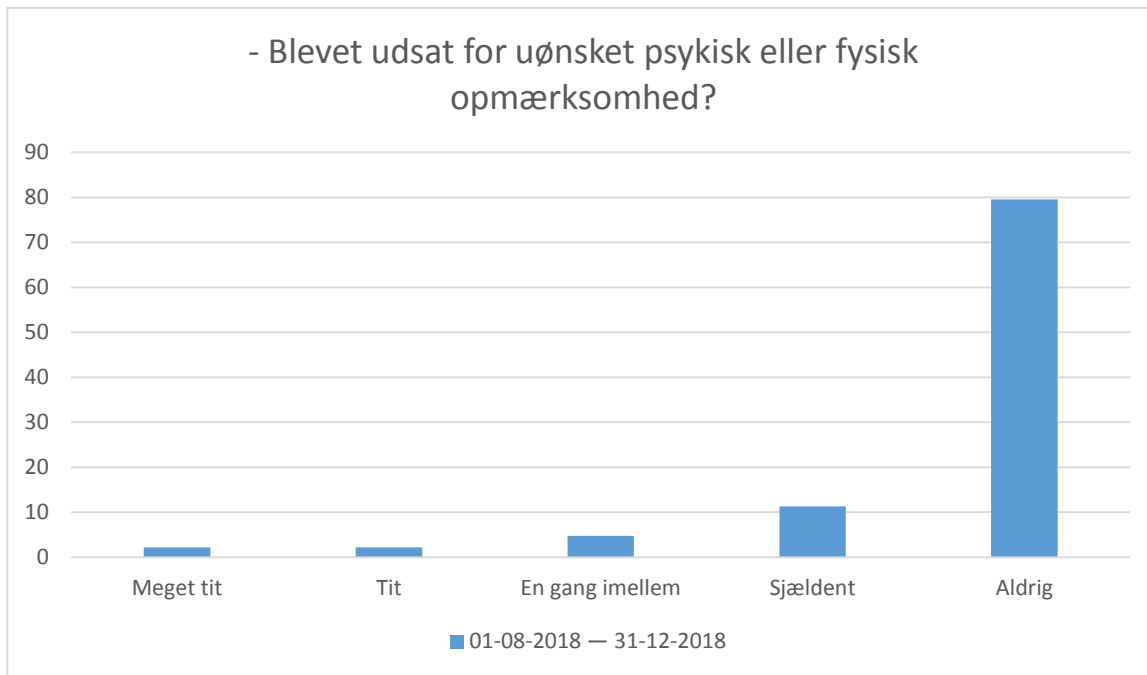
01-08-2018 — 31-12-2018; Gennemsnit: 1,4, spredning: 0,8

| Svarmulighed | 01-08-2018 — 31-12-2018: Antal | 01-08-2018 — 31-12-2018: Andel (%) |
|-----------------|--------------------------------|------------------------------------|
| Meget tit | 4 | 1 |
| Tit | 8 | 3 |
| En gang imellem | 10 | 4 |
| Sjældent | 42 | 15 |
| Aldrig | 213 | 77 |
| Total | 277 | - |



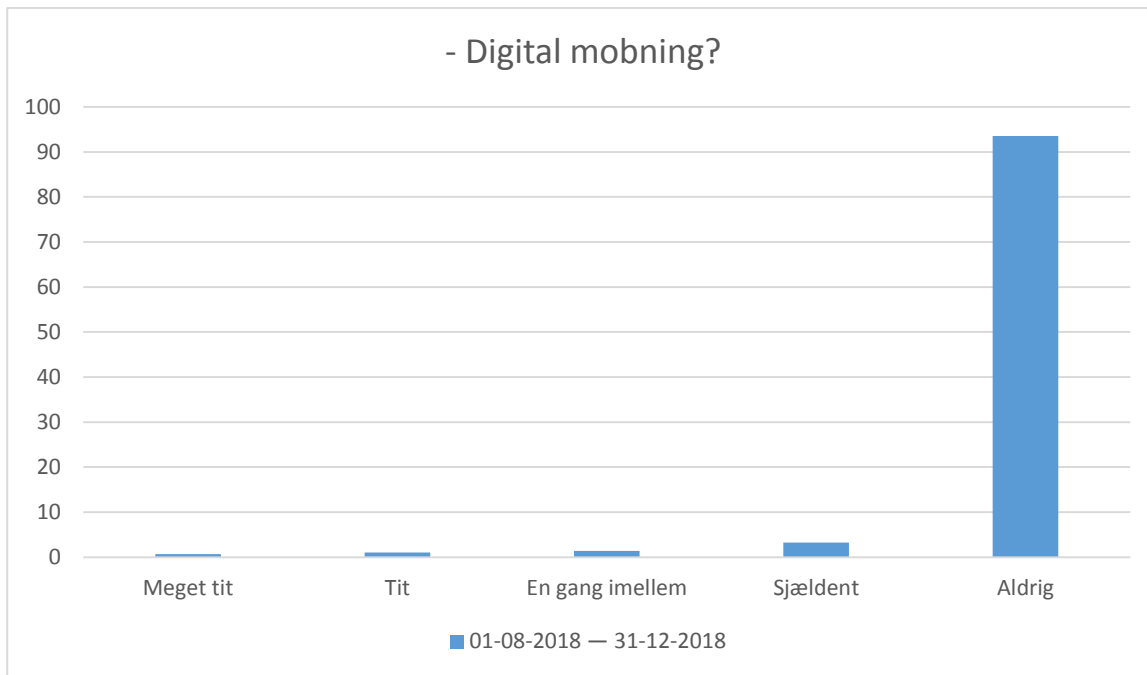
01-08-2018 — 31-12-2018; Gennemsnit: 1,2, spredning: 0,6

| Svarmulighed | 01-08-2018 — 31-12-2018: Antal | 01-08-2018 — 31-12-2018: Andel (%) |
|-----------------|--------------------------------|------------------------------------|
| Meget tit | 2 | 1 |
| Tit | 5 | 2 |
| En gang imellem | 2 | 1 |
| Sjældent | 15 | 5 |
| Aldrig | 256 | 91 |
| Total | 280 | - |



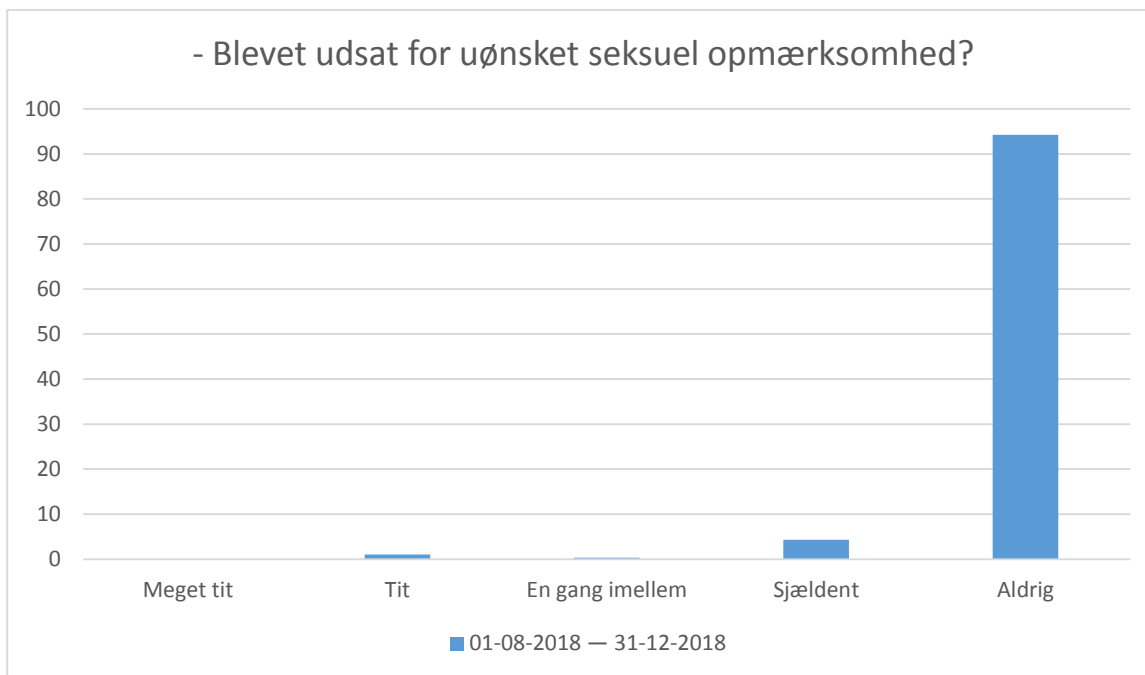
01-08-2018 — 31-12-2018; Gennemsnit: 1,4, spredning: 0,8

| Svarmulighed | 01-08-2018 — 31-12-2018: Antal | | 01-08-2018 — 31-12-2018: Andel (%) | |
|-----------------|--------------------------------|--|------------------------------------|--|
| Meget tit | 6 | | 2 | |
| Tit | 6 | | 2 | |
| En gang imellem | 13 | | 5 | |
| Sjældent | 31 | | 11 | |
| Aldrig | 218 | | 80 | |
| Total | 274 | | - | |



01-08-2018 — 31-12-2018; Gennemsnit: 1,1, spredning: 0,5

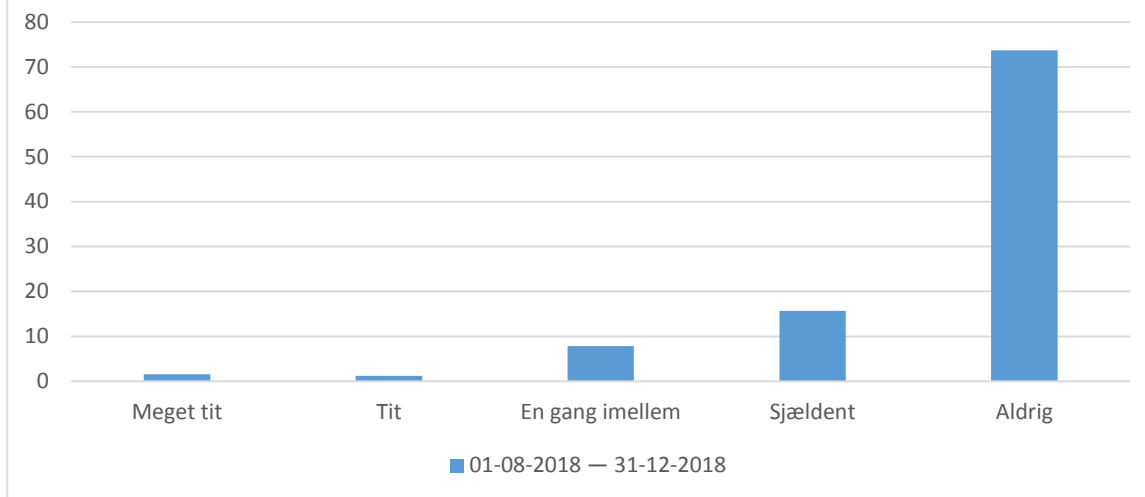
| Svarmulighed | 01-08-2018 — 31-12-2018: Antal | | 01-08-2018 — 31-12-2018: Andel (%) | |
|-----------------|--------------------------------|--|------------------------------------|--|
| Meget tit | 2 | | 1 | |
| Tit | 3 | | 1 | |
| En gang imellem | 4 | | 1 | |
| Sjældent | 9 | | 3 | |
| Aldrig | 260 | | 94 | |
| Total | 278 | | - | |



01-08-2018 — 31-12-2018; Gennemsnit: 1,1, spredning: 0,4

| Svarmulighed | 01-08-2018 — 31-12-2018: Antal | 01-08-2018 — 31-12-2018: Andel (%) |
|-----------------|--------------------------------|------------------------------------|
| Meget tit | 0 | 0 |
| Tit | 3 | 1 |
| En gang imellem | 1 | 0 |
| Sjældent | 12 | 4 |
| Aldrig | 260 | 94 |
| Total | 276 | - |

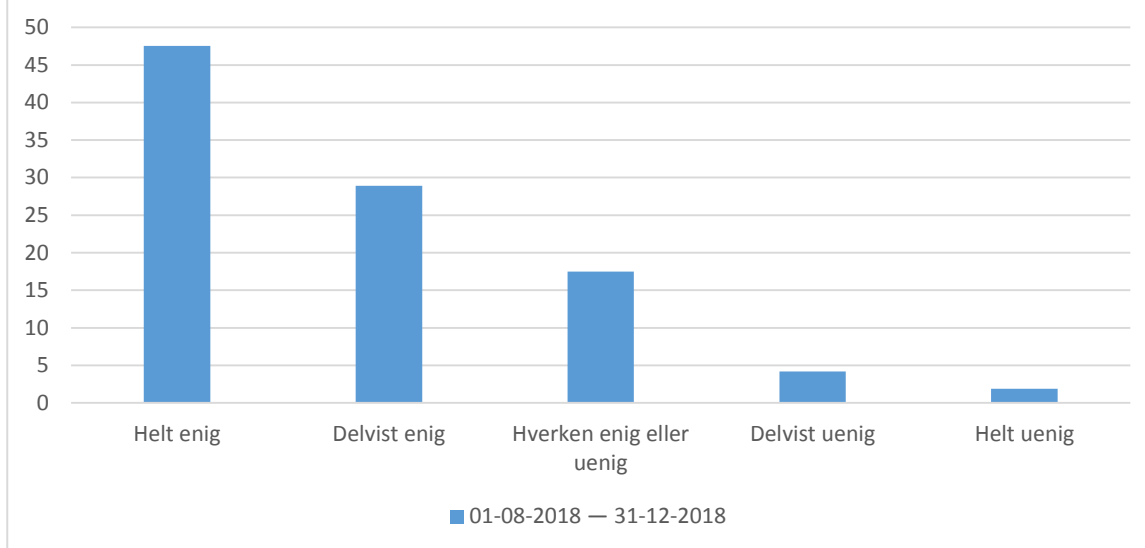
I hvilket omfang har du det seneste år oplevet, at elever eller ansatte på skolen er blevet presset til at gøre ting, som de ikke havde lyst til at gøre?



01-08-2018 — 31-12-2018; Gennemsnit: 1,4, spredning: 0,8

| Svarmulighed | 01-08-2018 — 31-12-2018: Antal | 01-08-2018 — 31-12-2018: Andel (%) |
|-----------------|--------------------------------|------------------------------------|
| Meget tit | 4 | 2 |
| Tit | 3 | 1 |
| En gang imellem | 20 | 8 |
| Sjældent | 40 | 16 |
| Aldrig | 188 | 74 |
| Total | 255 | - |

Der er gode muligheder på skolen for at få støtte og vejledning, hvis det har været svært.



01-08-2018 — 31-12-2018; Gennemsnit: 4,2, spredning: 1

| Svarmulighed | 01-08-2018 — 31-12-2018: Antal | | 01-08-2018 — 31-12-2018: Andel (%) | |
|--------------------------|--------------------------------|--|------------------------------------|--|
| Helt enig | 125 | | 48 | |
| Delvist enig | 76 | | 29 | |
| Hverken enig eller uenig | 46 | | 17 | |
| Delvist uenig | 11 | | 4 | |
| Helt uenig | 5 | | 2 | |
| Total | 263 | | - | |

